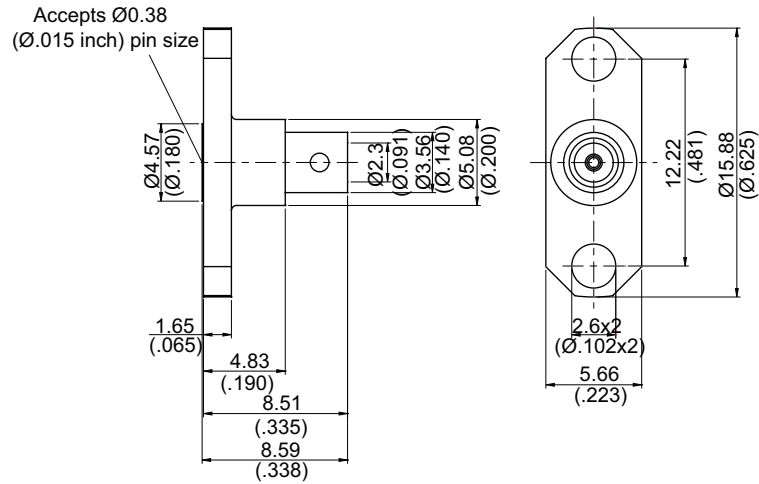


TER0F26A-0015

**Direct Solder Flange Mount Cable Terminations**



Parts	Material	Plating (Micro-inch)
Contact Pin	Beryllium Copper	Gold 4 Over Nickel-Phosphorus 80 Over Copper 20
Insulator	Teflon	
Body	Stainless Steel	Gold 4 Over Nickel-Phosphorus 80 Over Copper 20

Weight:  
Suitable Cables: Semi-rigid.085

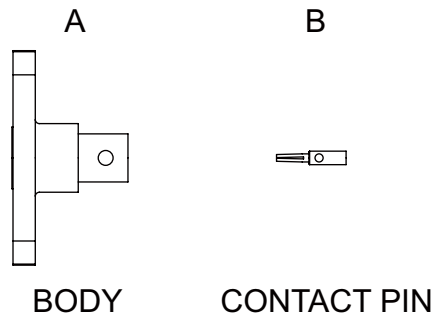
**This part number complies with RoHS.**

**Notice: JYEBAO reserves the right to make modifications deemed appropriate.**

## CABLE ASSEMBLY INSTRUCTION

TER0F26A-0015

JYE BAO CO., LTD.

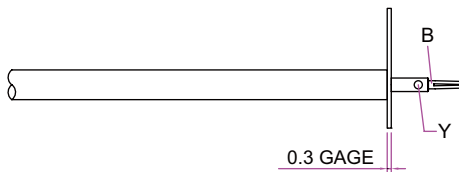


DIAGRAM

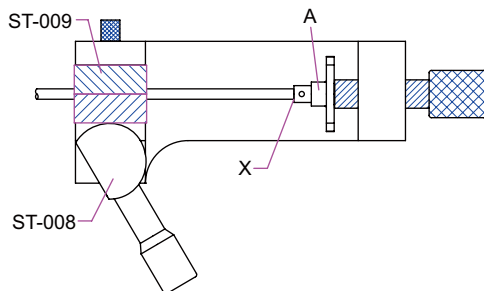
ASSEMBLY INSTRUCTION



Step 1: STRIP AS SHOWN .



Step 2: PUT 0.3 MM GAGE IN PLACE, INSERT CABLE'S CENTER CONDUCTOR INTO CENTER PIN " B " AND SOLDER IN " Y " .



Step 3: INSERT PREPARED CABLE INTO CONNECTOR BODY " A " AND USE SOLDERING FIXTURE " ST-008 " , INSERT TOOL " ST-009 " AND LOCATOR TOOL " ST-011 " TO FIX THE CONNECTOR. SOLDER IN " X " .

This part number complies with RoHS.

Notice: JYEBAO reserves the right to make modifications deemed appropriate.