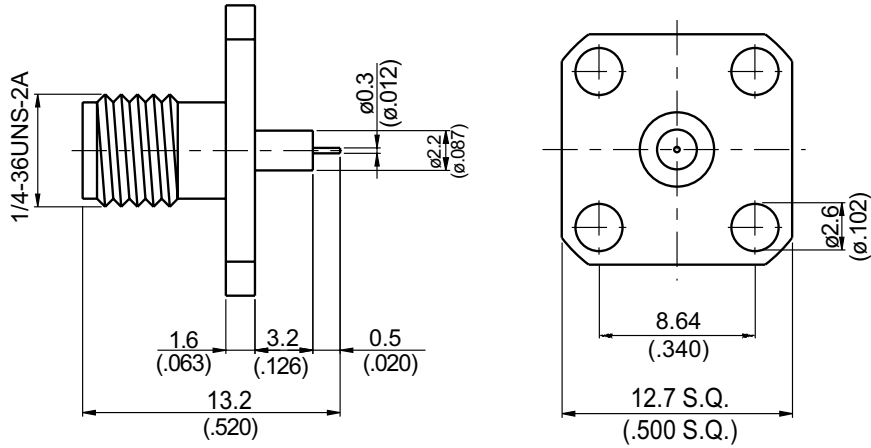
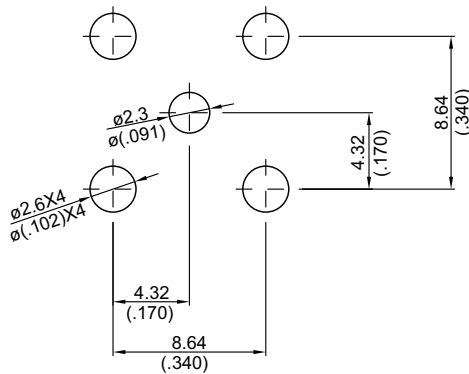


SMA864N1-0000

SMA Jack SQ 12.7mm 4 Hole Flange With Round Contact (Φ0.3;L=0.5), PTFE L=3.2; 9GHz VSWR 1.2 50Ω



MOUNTING HOLE :



Parts	Material	Plating (Micro-inch)
Contact Pin	Beryllium Copper	Gold 4 Over Nickel-Phosphorus Alloy 80 Over Copper 20
Insulator	Teflon	
Body	Brass	Gold 4 Over Nickel-Phosphorus Alloy 80 Over Copper 20

Weight: 2.90 g

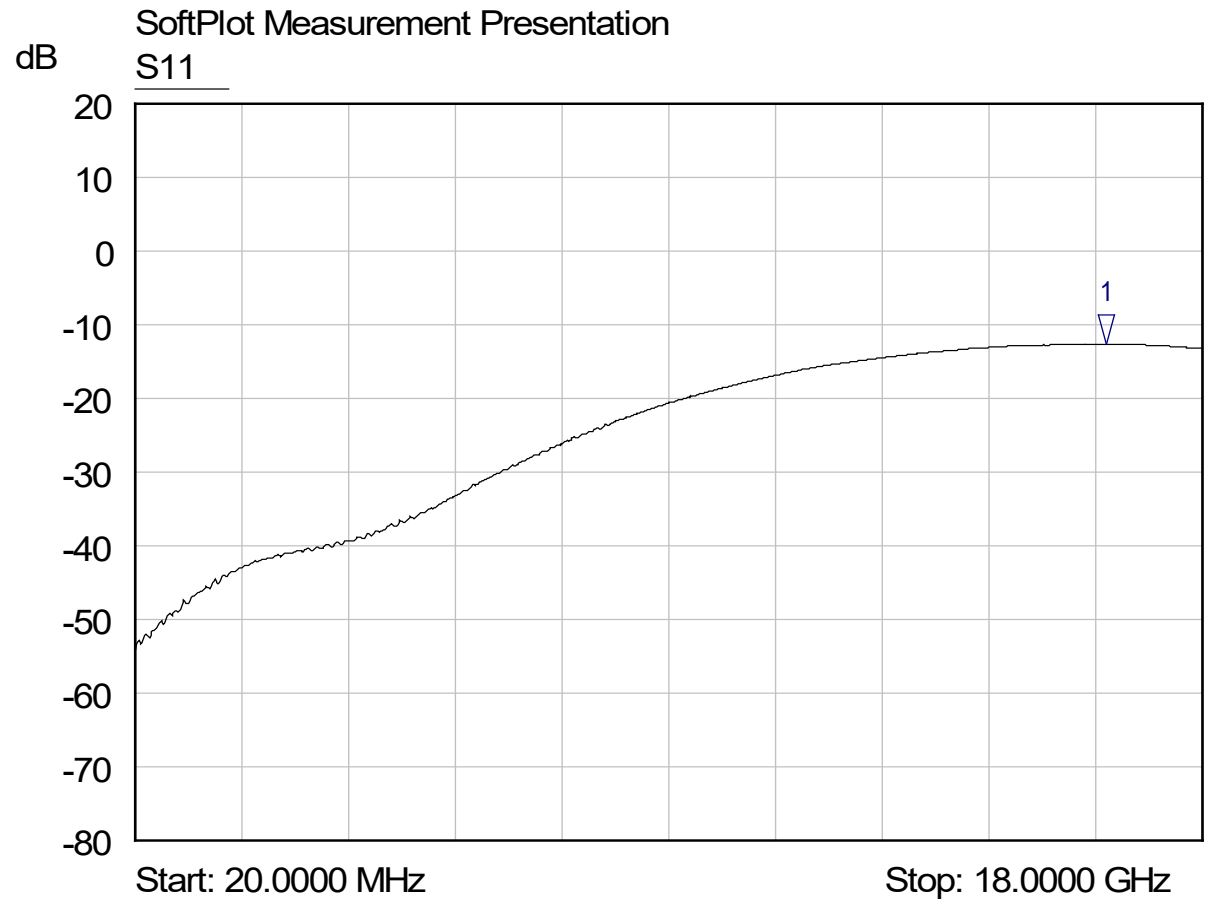
This part number complies with RoHS.

Notice: JYEBAO reserves the right to make modifications deemed appropriate.

SMA	SMA864N1-0000
Interface	
MIL-STD-348B	
Mechanically compatible with	2.92 & 3.5
Electrical Data	
Impedance	50Ω
Frequency range	DC to 9GHz
VSWR	≤ 1.2 (DC to 9GHz)
Insertion loss	≤ 0.04 x √f(GHz) dB
Insulation resistance	≥ 5000MΩ
Contact resistance inner conductor	≤ 3mΩ
Contact resistance outer conductor	≤ 2mΩ
Dielectric withstanding voltage (at sea level)	1500 V rms
Working voltage (at sea level)	500 V rms
Mechanical Data	
Recommended coupling nut torque	4 inch lbs
Coupling proof torque	5.3 inch lbs
Coupling nut retention force	≥ 60.7 lbs
Contact Captivation-axial	≥ 6.1 lbs
Durability (mating)	≥ 100
Environmental Data	
Temperature range	-65°C to +165°C
Thermal shock	MIL-STD-202, Method 107, Condition B
Moisture resistance	MIL-STD-202, Method 106
Corrosion	MIL-STD-202, Method 101, Condition B
RoHS	Compliant
Tooling	

Notice: JYEBAO reserves the right to make modifications deemed appropriate.

SMA864N1-0000



1 S11
▽ 16.3800 GHz
-12.62 dB