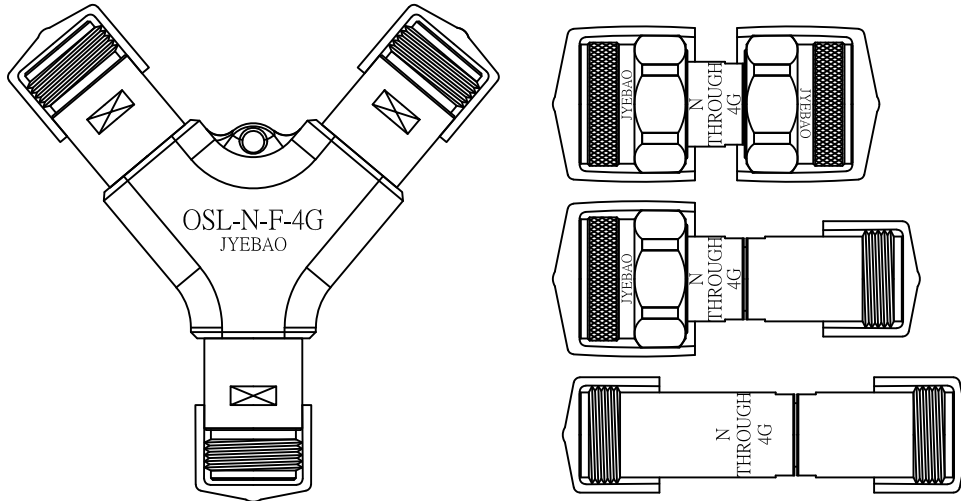


OSLT-N-F-50-4G

N Jack 50ohm Open Short Load Through 4GHz

50Ω



**Notes:**

1. Temperature range for optimal results: +20 °C to +26 °C
2. Storage temperature range: -20 °C to +75°C
3. When not in use put on cap to keep connector clean
4. Return loss test results shipped along with goods

OPEN				SHORT					
Frequency Range	DC-4GHz			Frequency Range	DC-4GHz				
Impedance	50Ω			Impedance	50Ω				
Offset length	Agilent	Anritsu	Rohde&Schwarz	Offset length	Agilent	Anritsu	Rohde&Schwarz		
		42.70ps	12.81mm		12.81mm		42.70ps	12.81mm	12.81mm
Capacitance	Agilent/Anritsu		Rohde&Schwarz	Inductance	Agilent/Anritsu		Rohde&Schwarz		
	C0	(1E-15) F	-4.000		fF	-4.0000000	L0	(1E-12) H	0.000
C1	(1E-27) F/Hz	600.000	fF/GHz	0.6000000	L1	(1E-24) H/Hz	0.000	pH/GHz	0.0000000
C2	(1E-36) F/Hz <sup>2</sup>	-10.000	fF/GHz <sup>2</sup>	-0.0100000	L2	(1E-33) H/Hz <sup>2</sup>	0.000	pH/GHz <sup>2</sup>	0.0000000
C3	(1E-45) F/Hz <sup>3</sup>	0.450	fF/GHz <sup>3</sup>	0.0004500	L3	(1E-42) H/Hz <sup>3</sup>	0.000	pH/GHz <sup>3</sup>	0.0000000
Phase Error	DC-4GHz			≤1.5°	Phase Error	DC-4GHz			≤1.5°
Return Loss	DC-4GHz			≤0.10dB	Return Loss	DC-4GHz			≤0.10dB

Load		Through Adaptor			
Frequency Range	DC-4Ghz	Frequency Range	DC-4Ghz		
Impedance	50Ω	Impedance	50Ω		
DC Resistance	50 ± 0.50Ω	Insertion Loss	≤0.2dB		
Max Power	1W	Electrical Length	43.70+/-0.12mm		
Return Loss	DC-4GHz	≥45dB	Return Loss	DC-4GHz	≥36dB

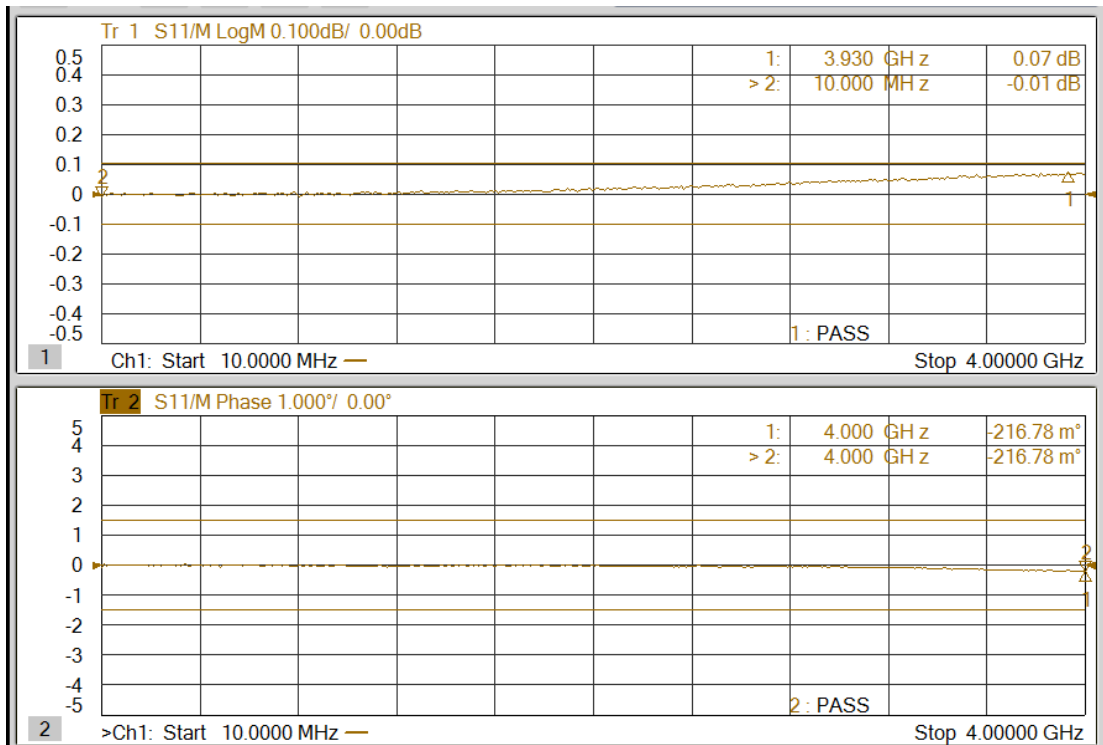
Parts	Material	Plating ( Micro-inch )
Housing	Aluminium	Anodized (Green)
Cap	PVC	
Body open/short/load	Brass	Tin-Zinc-Copper-Alloy 100 Over Copper 50
Contact pin open/short/load/ through adaptor	Beryllium Copper	Gold 4 Over Nickel Phosphorous Alloy 80 Over Copper 20
Dielectric load/ open/ through adaptor	PPO	
Coupling Nut & Body Adaptor	Stainless	Passivated

This part number complies with RoHS.

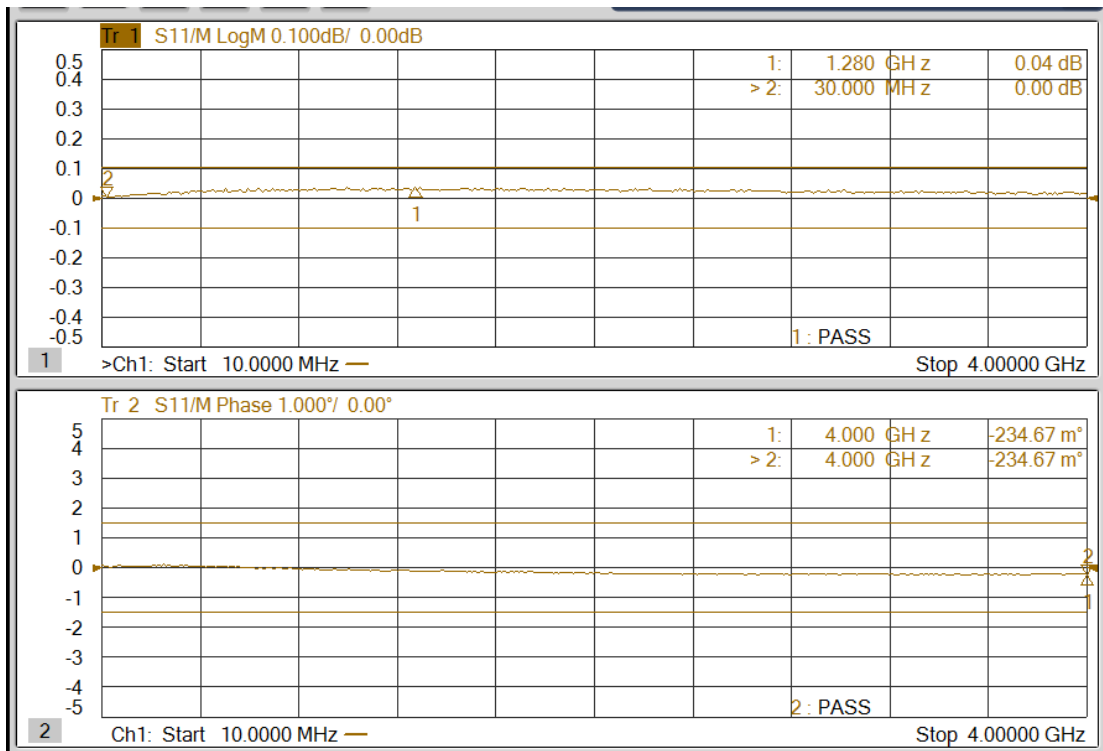
Notice: JYEBAO reserves the right to make modifications deemed appropriate.

# OSLT-N-F-50-4G

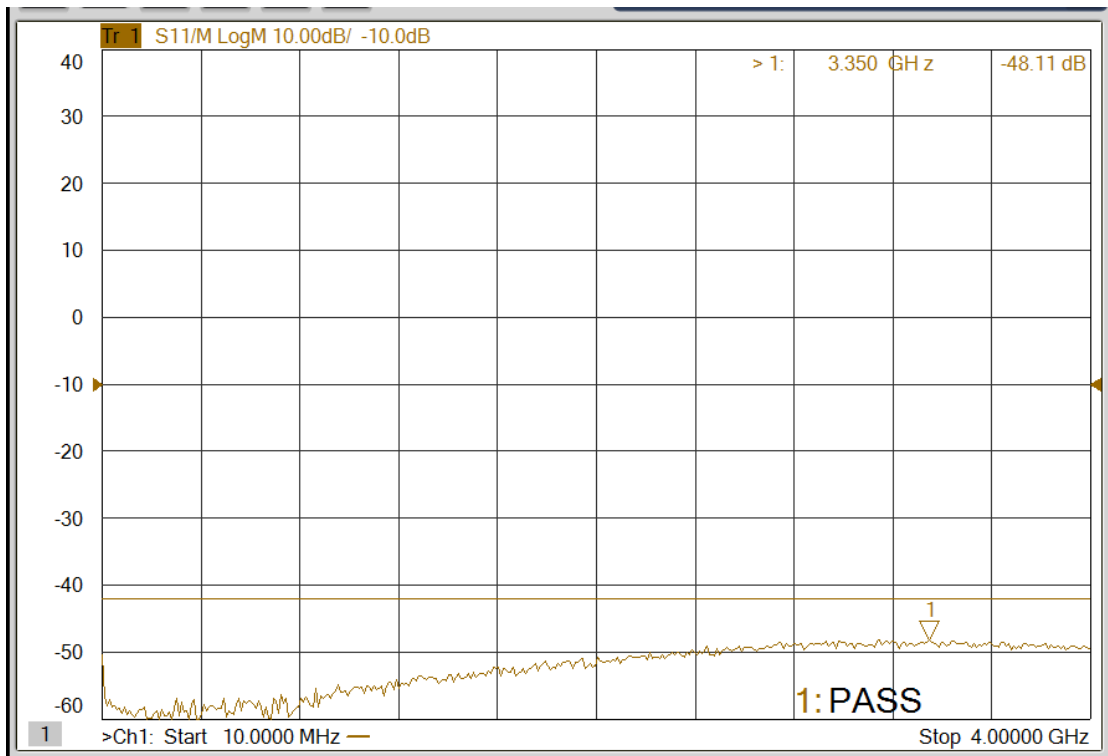
## OPEN return loss & phase error



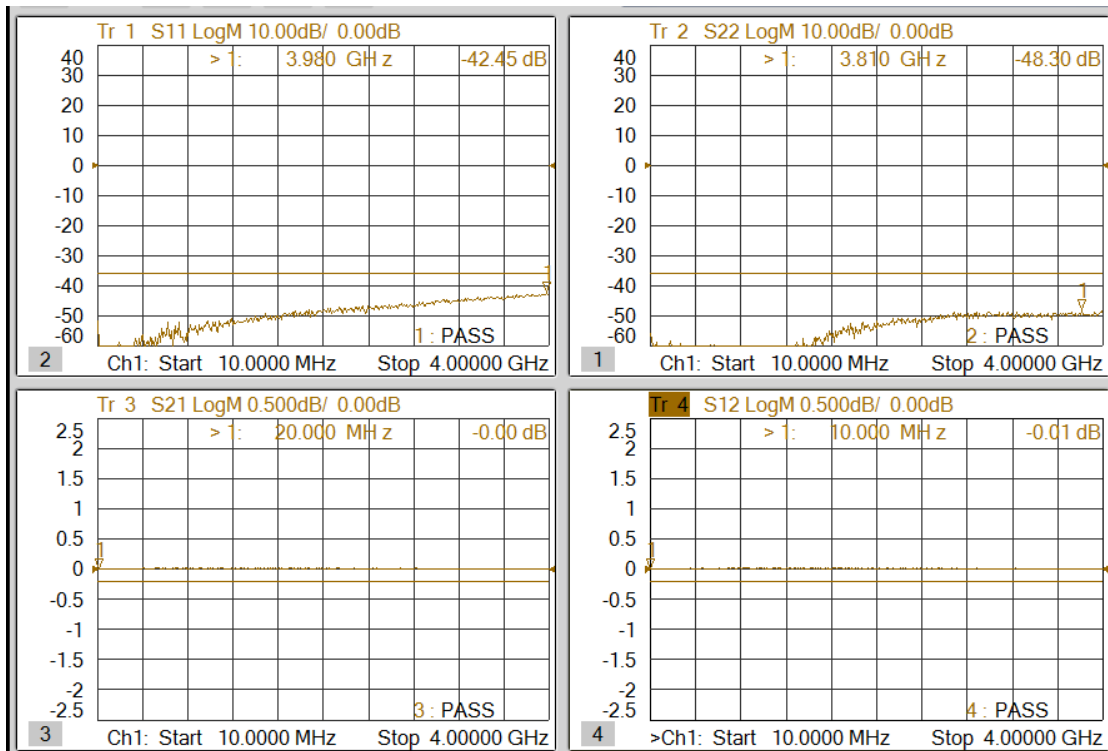
## SHORT return loss & phase error



## LOAD return loss

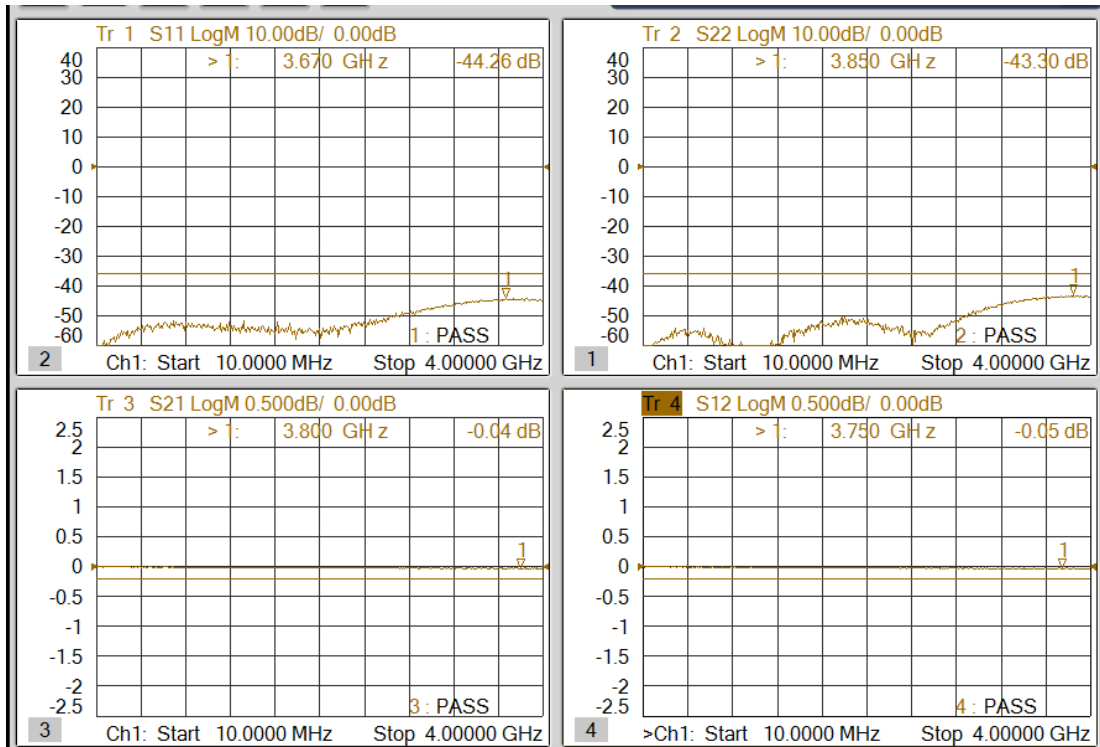


## Thru male-male insertion & return loss



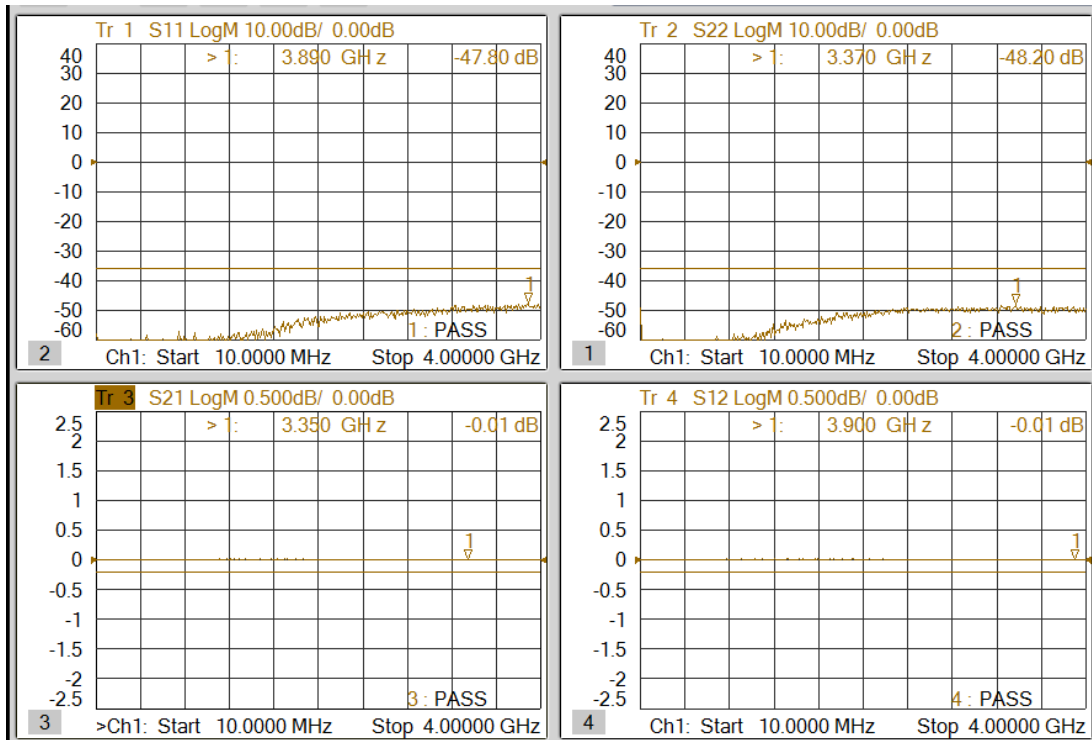
Thru male-male electrical length: 43.7mm

### Thru male-female insertion & return loss



Thru male-female electrical length: 43.7mm

### Thru female-female insertion & return loss



Thru female-female electrical length: 43.7mm