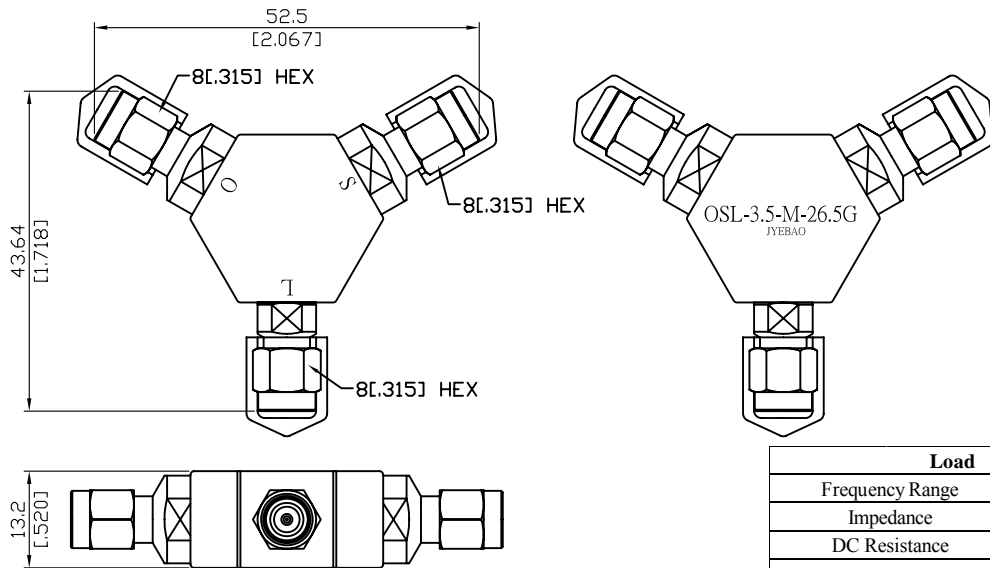


OSL-3.5-M-26.5G

3.5mm Plug 50ohm Open Short Load 26.5GHz

50Ω



**Notes:**

1. Temperature range for optimal results: +20 °C to +26 °C
2. Storage temperature range: -20 °C to +75 °C
3. When not in use put on cap to keep connectors clean
4. Return loss test results shipped along with goods (example below)

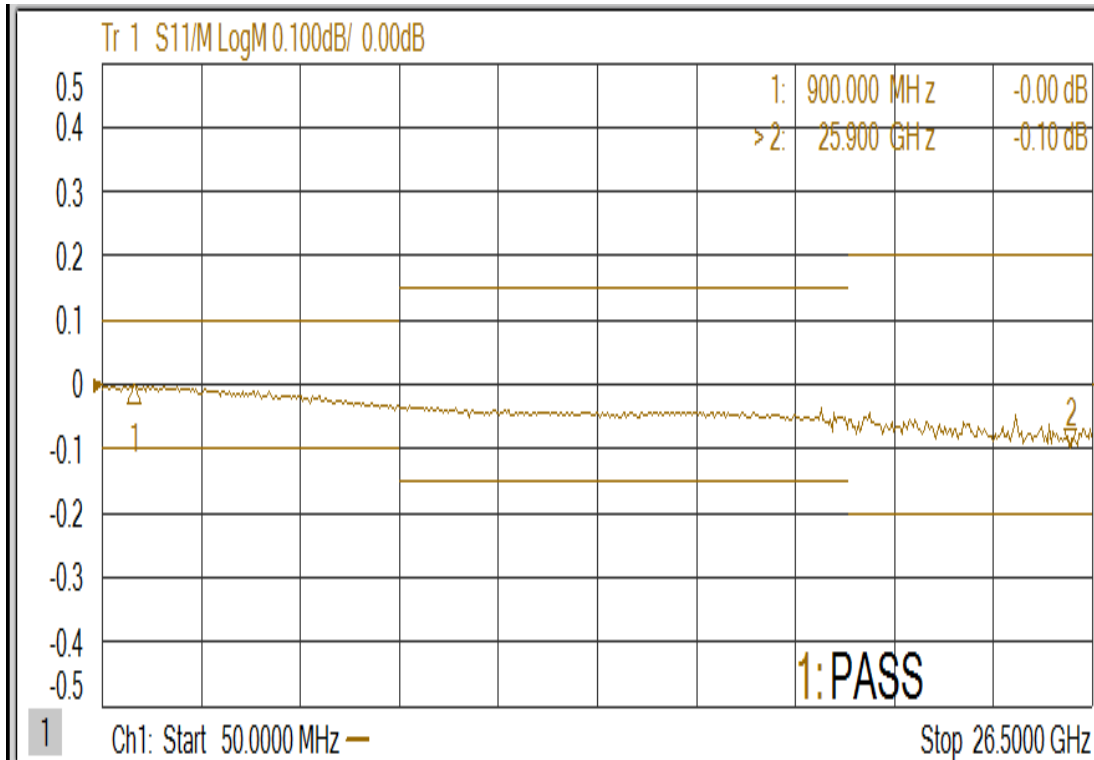
OPEN				SHORT					
Frequency Range	DC-26.5GHz			Frequency Range	DC-26.5GHz				
Impedance	50Ω			Impedance	50Ω				
Offset length	Agilent	Anritsu	Rohde&Schwarz	Offset length	Agilent	Anritsu	Rohde&Schwarz		
	29.243ps	8.5mm	8.5mm		31.78499ps	9.5mm	9.5mm		
Capacitance	Agilent/Anritsu		Rohde&Schwarz	Inductance	Agilent/Anritsu		Rohde&Schwarz		
C0	(1E-15) F	49.43328	fF	49.4332800	L0	(1E-12) H	2.0765	pH	2.0765000
C1	(1E-27) F/Hz	-310.13104	fF/GHz	-0.3101310	L1	(1E-24) H/Hz	-108.53999	pH/GHz	-0.1085400
C2	(1E-36) F/Hz <sup>2</sup>	23.16819	fF/GHz <sup>2</sup>	0.0231682	L2	(1E-33) H/Hz <sup>2</sup>	2.17050	pH/GHz <sup>2</sup>	0.0021705
C3	(1E-45) F/Hz <sup>3</sup>	-0.15966	fF/GHz <sup>3</sup>	-0.0001597	L3	(1E-42) H/Hz <sup>3</sup>	-0.01000	pH/GHz <sup>3</sup>	-0.0000100
Phase Error				Phase Error					
DC-3GHz	≤0.65°			DC-3GHz	≤0.5°				
3-8GHz	≤1.2°			3-8GHz	≤1°				
8-26.5Ghz	≤2°			8-26.5Ghz	≤1.75°				
Return Loss				Return Loss					
DC-8GHz	≤0.10dB			DC-8GHz	≤0.10dB				
8-20GHz	≤0.15dB			8-20GHz	≤0.15dB				
20-26.5GHz	≤0.20dB			20-26.5GHz	≤0.20dB				

Parts	Material	Plating ( Micro-inch )
Housing	Aluminium	Anodized (Green)
Cap	PVC	
Body open/short/load	Stainless Steel	Passivated
Contact pin open/short/load	Beryllium Copper	Gold 4 Over Nickel Phosphorous Alloy 80 Over Copper 20
Dielectric load	PPO	
Dielectric open	PEI	

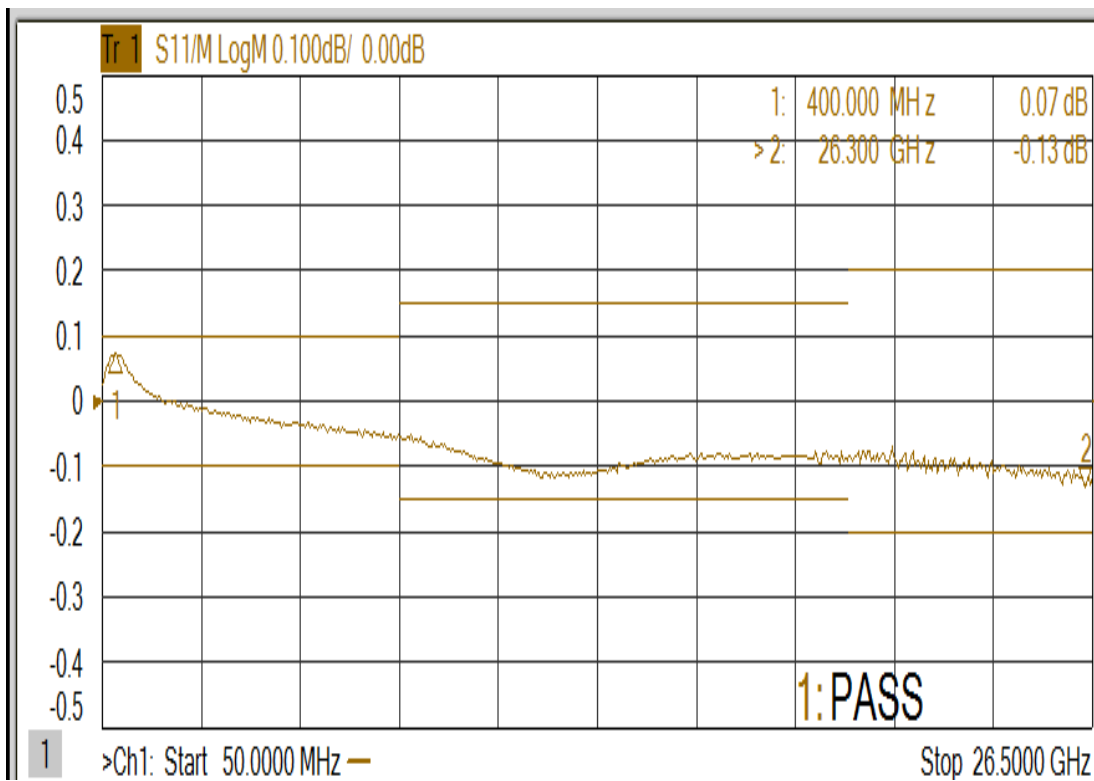
This part number complies with RoHS.

Notice: JYEBAO reserves the right to make modifications deemed appropriate.

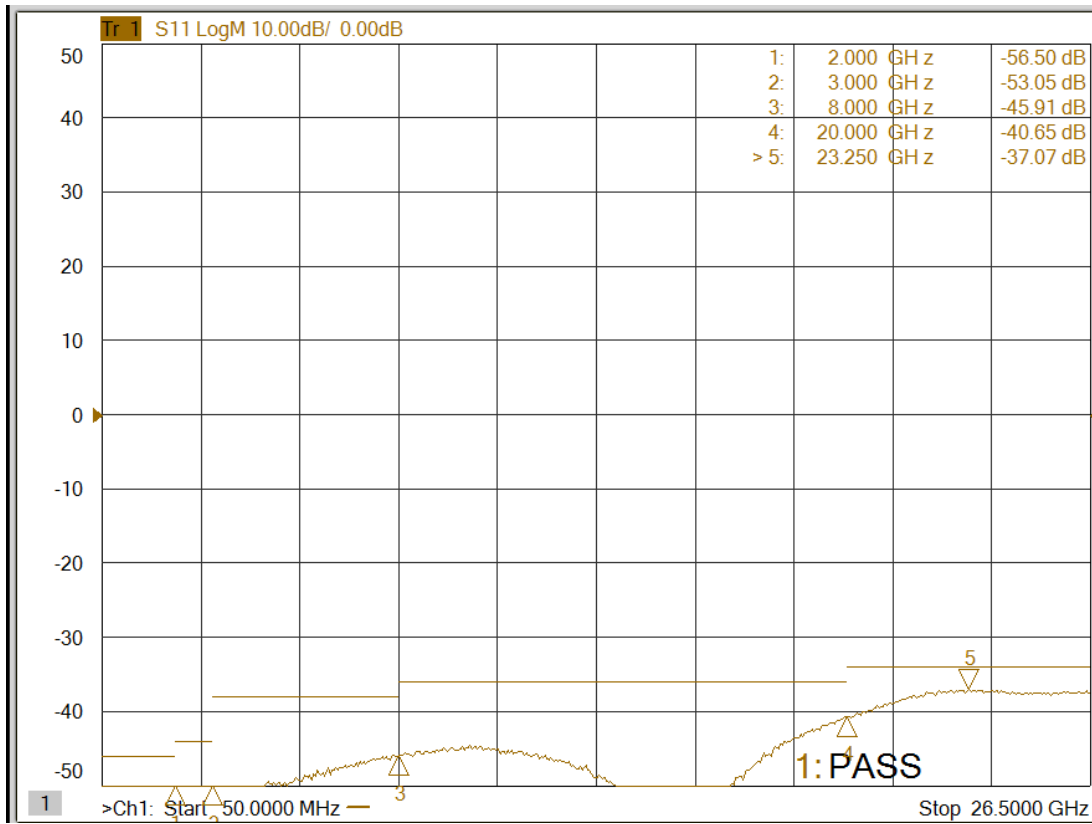
**OPEN return loss**



**SHORT return loss**



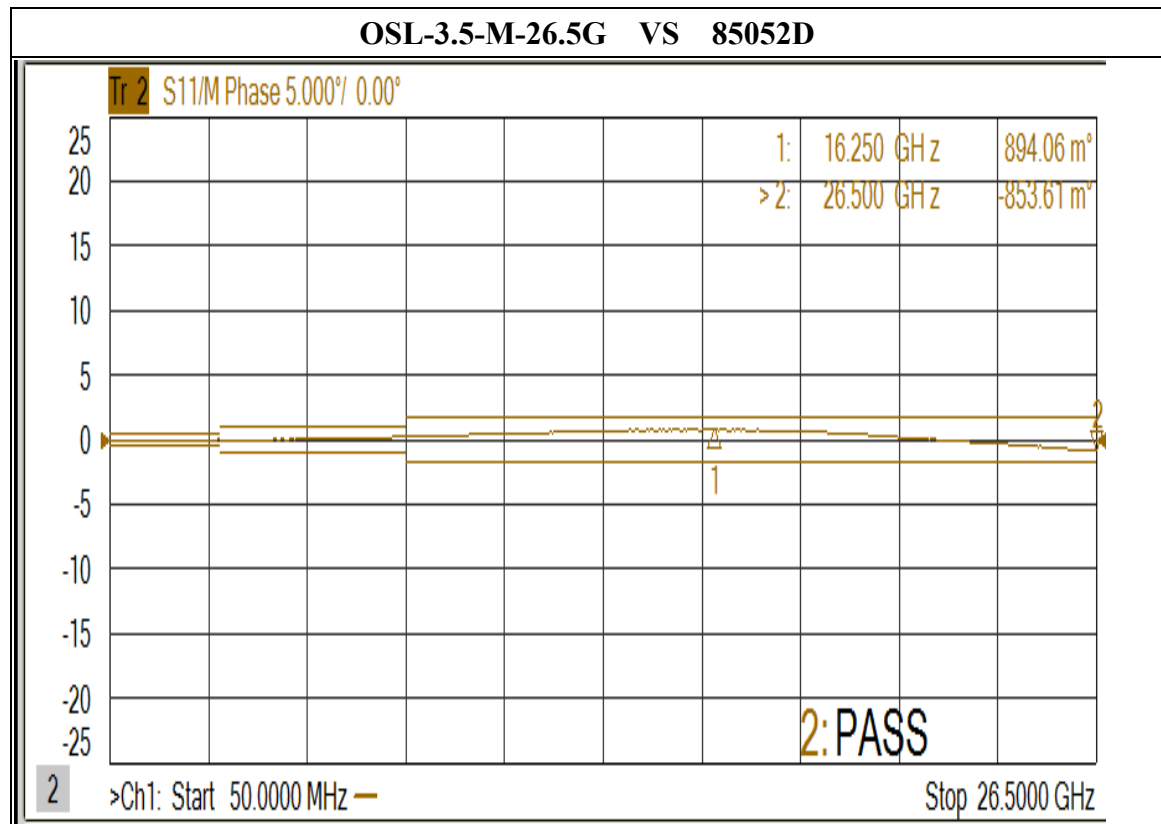
LOAD return loss



# PHASE ERROR

1.3

OPEN



# PHASE ERROR

1.4

SHORT

