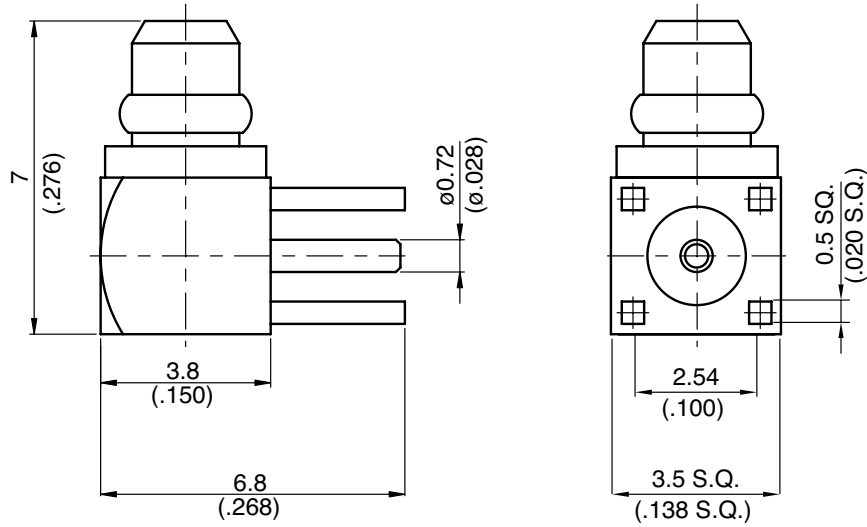
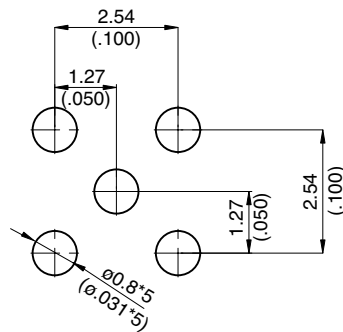


MMCX3400-9000

MMCX Plug PCB Mount Right Angle
With Round Contact (Φ0.72); 6GHz VSWR 1.2 50Ω



MOUNTING HOLE :



Parts	Material	Plating (Micro-inch)
Cover	Brass	Gold 4 Over Nickel-Phosphorus Alloy 80 Over Copper 20
Contact Pin	Brass	Gold 4 Over Nickel-Phosphorus Alloy 80 Over Copper 20
Renber Ring	Beryllium Copper	Gold 4 Over Nickel-Phosphorus Alloy 80 Over Copper 20
Insulator	Teflon	
Body	Brass	Gold 4 Over Nickel-Phosphorus Alloy 80 Over Copper 20

Weight: 0.4 g

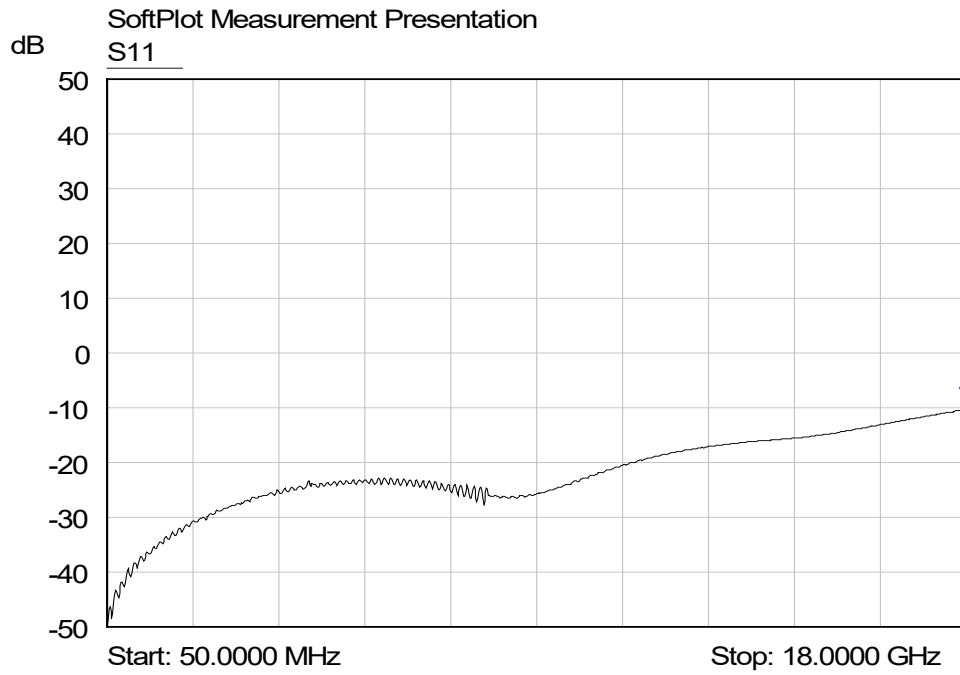
This part number complies with RoHS.

Notice: JYEBAO reserves the right to make modifications deemed appropriate.

MMCX	MMCX3400-9000																		
<div data-bbox="167 344 568 389" style="border: 1px solid black; padding: 2px;">Interface</div> <p data-bbox="167 400 368 434">IEC 61169-52</p>																			
<div data-bbox="167 512 568 557" style="border: 1px solid black; padding: 2px;">Electrical Data</div> <table data-bbox="167 562 1149 981"> <tr> <td>Impedance</td> <td>50Ω</td> </tr> <tr> <td>Frequency range</td> <td>DC to 6GHz</td> </tr> <tr> <td>VSWR</td> <td>≤ 1.2 (DC to 6GHz)</td> </tr> <tr> <td>Insertion loss</td> <td>≤ 0.05 x √f(GHz) dB</td> </tr> <tr> <td>Insulation resistance</td> <td>≥ 10000MΩ</td> </tr> <tr> <td>Contact resistance inner conductor</td> <td>≤ 5mΩ</td> </tr> <tr> <td>Contact resistance outer conductor</td> <td>≤ 2.5mΩ</td> </tr> <tr> <td>Dielectric withstanding voltage (at sea level)</td> <td>500 V rms</td> </tr> <tr> <td>Working Voltage (at sea level)</td> <td>170 V rms</td> </tr> </table>		Impedance	50Ω	Frequency range	DC to 6GHz	VSWR	≤ 1.2 (DC to 6GHz)	Insertion loss	≤ 0.05 x √f(GHz) dB	Insulation resistance	≥ 10000MΩ	Contact resistance inner conductor	≤ 5mΩ	Contact resistance outer conductor	≤ 2.5mΩ	Dielectric withstanding voltage (at sea level)	500 V rms	Working Voltage (at sea level)	170 V rms
Impedance	50Ω																		
Frequency range	DC to 6GHz																		
VSWR	≤ 1.2 (DC to 6GHz)																		
Insertion loss	≤ 0.05 x √f(GHz) dB																		
Insulation resistance	≥ 10000MΩ																		
Contact resistance inner conductor	≤ 5mΩ																		
Contact resistance outer conductor	≤ 2.5mΩ																		
Dielectric withstanding voltage (at sea level)	500 V rms																		
Working Voltage (at sea level)	170 V rms																		
<div data-bbox="167 1099 568 1144" style="border: 1px solid black; padding: 2px;">Mechanical Data</div> <table data-bbox="167 1149 1037 1335"> <tr> <td>Engagement force</td> <td>≤ 3.4 lbs</td> </tr> <tr> <td>Disengagement force</td> <td>1.4 to 3.4 lbs</td> </tr> <tr> <td>Contact captivation-axial</td> <td>≥ 2.3 lbs</td> </tr> <tr> <td>Durability (mating)</td> <td>≥ 500</td> </tr> </table>		Engagement force	≤ 3.4 lbs	Disengagement force	1.4 to 3.4 lbs	Contact captivation-axial	≥ 2.3 lbs	Durability (mating)	≥ 500										
Engagement force	≤ 3.4 lbs																		
Disengagement force	1.4 to 3.4 lbs																		
Contact captivation-axial	≥ 2.3 lbs																		
Durability (mating)	≥ 500																		
<div data-bbox="167 1408 568 1453" style="border: 1px solid black; padding: 2px;">Environmental Data</div> <table data-bbox="167 1458 1420 1686"> <tr> <td>Temperature range</td> <td>-65°C to +165°C</td> </tr> <tr> <td>Thermal shock</td> <td>MIL-STD-202, Method 107, Condition F</td> </tr> <tr> <td>Moisture resistance</td> <td>MIL-STD-202, Method 106</td> </tr> <tr> <td>Corrosion</td> <td>MIL-STD-202, Method 101, Condition B</td> </tr> <tr> <td>RoHS</td> <td>Compliant</td> </tr> </table>		Temperature range	-65°C to +165°C	Thermal shock	MIL-STD-202, Method 107, Condition F	Moisture resistance	MIL-STD-202, Method 106	Corrosion	MIL-STD-202, Method 101, Condition B	RoHS	Compliant								
Temperature range	-65°C to +165°C																		
Thermal shock	MIL-STD-202, Method 107, Condition F																		
Moisture resistance	MIL-STD-202, Method 106																		
Corrosion	MIL-STD-202, Method 101, Condition B																		
RoHS	Compliant																		
<div data-bbox="167 1762 568 1807" style="border: 1px solid black; padding: 2px;">Tooling</div>																			

Notice: JYEBAO reserves the right to make modifications deemed appropriate.

MMCX3400-9000



Mkr	Trace	X-Axis	Value	Notes
1 ▾	S11	18.0000 GHz	-10.31 dB	