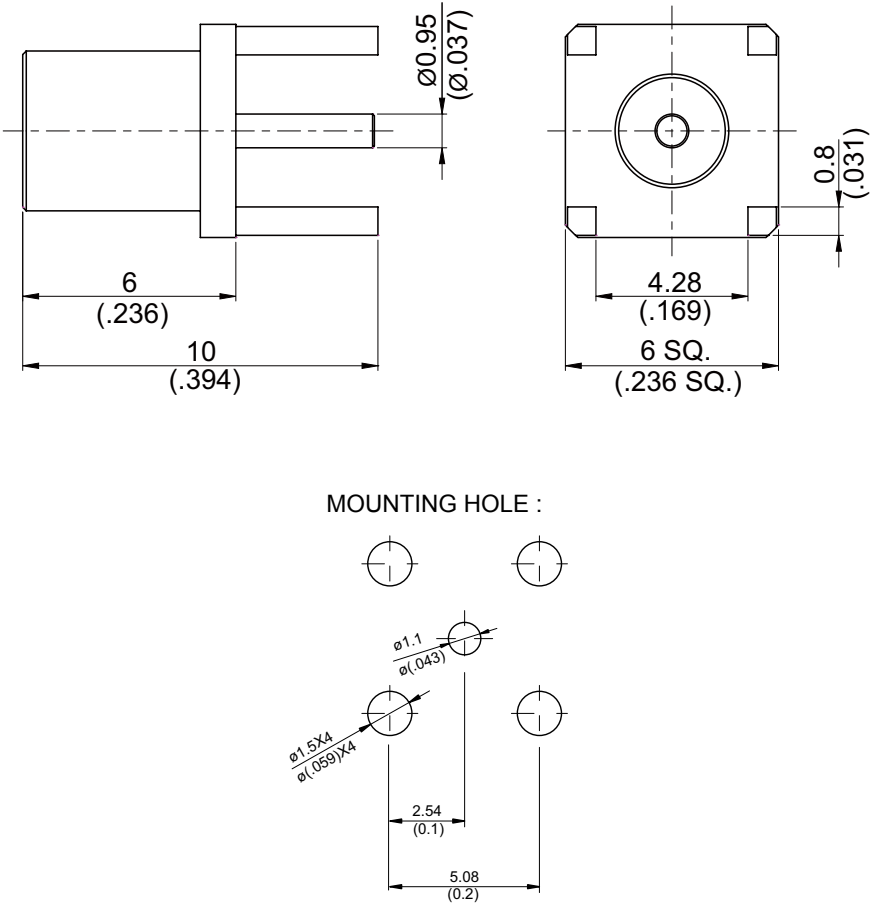
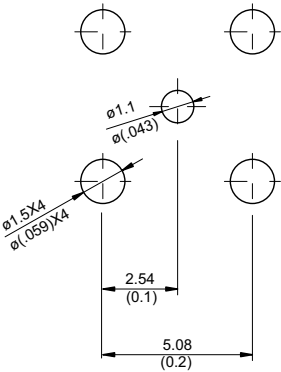


MCX8402-0000	MCX jack PCB mount With round contact (Φ0.95); 6GHz VSWR 1.2	50Ω
		
<p>MOUNTING HOLE :</p> 		
Parts	Material	Plating (Micro-inch)
Contact Pin	Phosphor Bronze	Gold 4 Over Nickel-Phosphorus Alloy 80 Over Copper 20
Insulator	Teflon	
Body	Brass	Gold 4 Over Nickel-Phosphorus Alloy 80 Over Copper 20
<p>Weight: 0.7 g</p>		

This part number complies with RoHS.

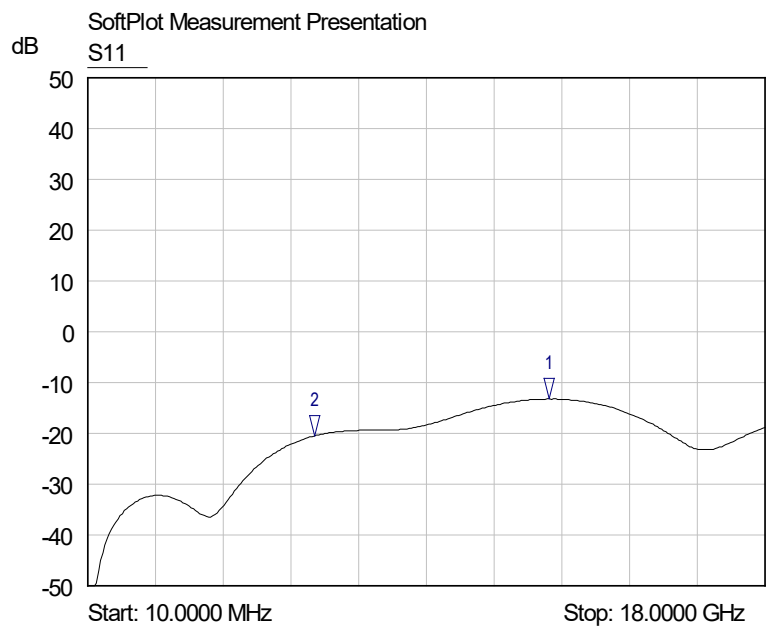
Notice: JYEBAO reserves the right to make modifications deemed appropriate.

MCX	MCX8402-0000																		
<div data-bbox="169 344 568 389" style="border: 1px solid black; padding: 2px;">Interface</div> <p data-bbox="169 400 367 434">IEC 61169-36</p>																			
<div data-bbox="169 512 568 557" style="border: 1px solid black; padding: 2px;">Electrical Data</div> <table border="0" data-bbox="169 568 1348 981"> <tr> <td>Impedance</td> <td>50Ω</td> </tr> <tr> <td>Frequency range</td> <td>DC to 6GHz</td> </tr> <tr> <td>VSWR</td> <td>≤ 1.2 (DC to 6GHz)</td> </tr> <tr> <td>Insertion loss</td> <td>≤ 0.1dB to 1GHz; ≤ 0.15 to 3GHz</td> </tr> <tr> <td>Insulation resistance</td> <td>≥ 10000mΩ</td> </tr> <tr> <td>Contact resistance inner conductor</td> <td>≤ 5mΩ</td> </tr> <tr> <td>Contact resistance outer conductor</td> <td>≤ 2.5mΩ</td> </tr> <tr> <td>Dielectric withstanding voltage (at sea level)</td> <td>750 V rms</td> </tr> <tr> <td>Working voltage (at sea level)</td> <td>250 V rms</td> </tr> </table>		Impedance	50Ω	Frequency range	DC to 6GHz	VSWR	≤ 1.2 (DC to 6GHz)	Insertion loss	≤ 0.1dB to 1GHz; ≤ 0.15 to 3GHz	Insulation resistance	≥ 10000mΩ	Contact resistance inner conductor	≤ 5mΩ	Contact resistance outer conductor	≤ 2.5mΩ	Dielectric withstanding voltage (at sea level)	750 V rms	Working voltage (at sea level)	250 V rms
Impedance	50Ω																		
Frequency range	DC to 6GHz																		
VSWR	≤ 1.2 (DC to 6GHz)																		
Insertion loss	≤ 0.1dB to 1GHz; ≤ 0.15 to 3GHz																		
Insulation resistance	≥ 10000mΩ																		
Contact resistance inner conductor	≤ 5mΩ																		
Contact resistance outer conductor	≤ 2.5mΩ																		
Dielectric withstanding voltage (at sea level)	750 V rms																		
Working voltage (at sea level)	250 V rms																		
<div data-bbox="169 1057 568 1102" style="border: 1px solid black; padding: 2px;">Mechanical Data</div> <table border="0" data-bbox="169 1113 1037 1290"> <tr> <td>Engagement force</td> <td>≤ 5.6 lbs</td> </tr> <tr> <td>Disengagement force</td> <td>1.8 to 4.5 lbs</td> </tr> <tr> <td>Contact captivation-axial</td> <td>2.3 lbs</td> </tr> <tr> <td>Durability (mating)</td> <td>≥ 500</td> </tr> </table>		Engagement force	≤ 5.6 lbs	Disengagement force	1.8 to 4.5 lbs	Contact captivation-axial	2.3 lbs	Durability (mating)	≥ 500										
Engagement force	≤ 5.6 lbs																		
Disengagement force	1.8 to 4.5 lbs																		
Contact captivation-axial	2.3 lbs																		
Durability (mating)	≥ 500																		
<div data-bbox="169 1364 568 1408" style="border: 1px solid black; padding: 2px;">Environmental Data</div> <table border="0" data-bbox="169 1420 1420 1639"> <tr> <td>Temperature range</td> <td>-55°C to +155°C</td> </tr> <tr> <td>Thermal shock</td> <td>MIL-STD-202, Method 107, Condition F</td> </tr> <tr> <td>Moisture resistance</td> <td>MIL-STD-202, Method 106</td> </tr> <tr> <td>Corrosion</td> <td>MIL-STD-202, Method 101, Condition B</td> </tr> <tr> <td>RoHS</td> <td>Compliant</td> </tr> </table>		Temperature range	-55°C to +155°C	Thermal shock	MIL-STD-202, Method 107, Condition F	Moisture resistance	MIL-STD-202, Method 106	Corrosion	MIL-STD-202, Method 101, Condition B	RoHS	Compliant								
Temperature range	-55°C to +155°C																		
Thermal shock	MIL-STD-202, Method 107, Condition F																		
Moisture resistance	MIL-STD-202, Method 106																		
Corrosion	MIL-STD-202, Method 101, Condition B																		
RoHS	Compliant																		
<div data-bbox="169 1718 568 1762" style="border: 1px solid black; padding: 2px;">Tooling</div>																			

Notice: JYEBAO reserves the right to make modifications deemed appropriate.

MCX8402-0000

S11



- 1 S11
- ▽ 12.2707 GHz
-13.23 dB
- 2 S11
- ▽ 6.0258 GHz
-20.50 dB