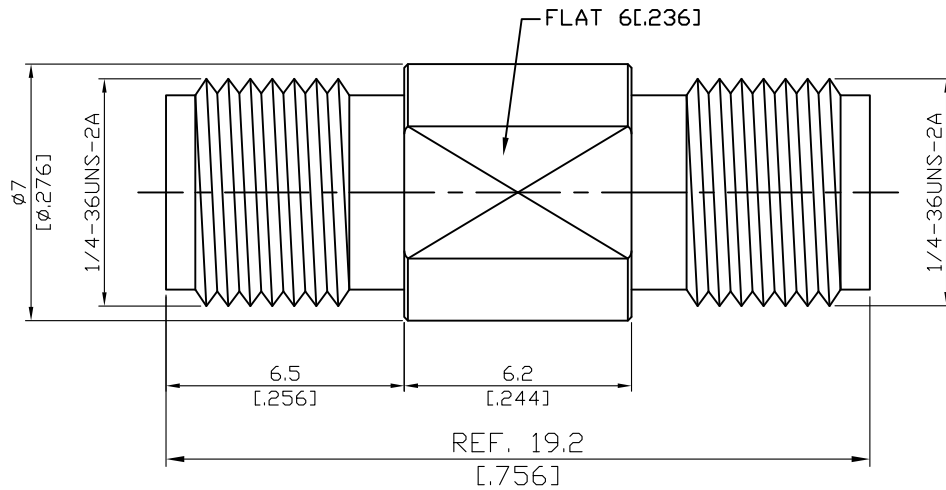


ADS-K8K8-A1.25

2.92mm Jack To 2.92mm Jack
40GHz VSWR 1.25

50Ω



Parts	Material	Plating (Micro-inch)
Body	Stainless Steel	Passivated
Insulator	PPO	
Contact Pin	Beryllium Copper	Gold 4 Over Nickel-Phosphorus Alloy 80 Over Copper 20

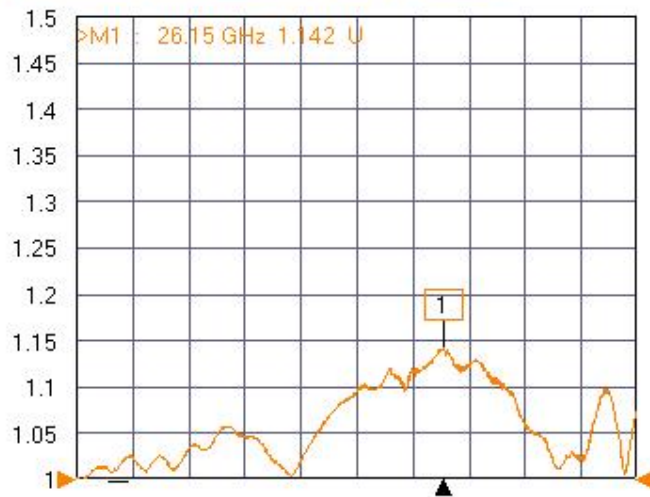
This part number complies with RoHS.

Notice: JYEBAO reserves the right to make modifications deemed appropriate.

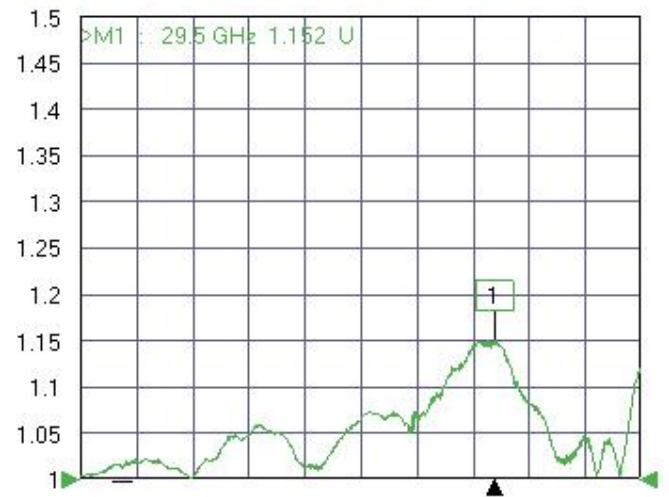
ADS-K8K8-A1.25	2.92mm Jack To 2.92mm Jack 40GHz VSWR 1.25																		
<table border="0"> <tr> <td colspan="2" data-bbox="129 342 531 394">Interface</td> </tr> <tr> <td data-bbox="129 400 794 483">Standard Mechanically compatible with</td> <td data-bbox="794 400 1482 483">MIL-STD-348B 3.5 & SMA</td> </tr> </table>		Interface		Standard Mechanically compatible with	MIL-STD-348B 3.5 & SMA														
Interface																			
Standard Mechanically compatible with	MIL-STD-348B 3.5 & SMA																		
<table border="0"> <tr> <td colspan="2" data-bbox="129 602 531 654">Electrical Data</td> </tr> <tr> <td data-bbox="129 660 794 696">Impedance</td> <td data-bbox="794 660 1482 696">50Ω</td> </tr> <tr> <td data-bbox="129 703 794 739">Frequency Range</td> <td data-bbox="794 703 1482 739">DC to 40GHz</td> </tr> <tr> <td data-bbox="129 745 794 781">VSWR</td> <td data-bbox="794 745 1482 781">≤ 1.25 (DC To 40GHz)</td> </tr> <tr> <td data-bbox="129 788 794 824">Insertion Loss</td> <td data-bbox="794 788 1482 824">≤ 0.04 x √f(GHz) dB</td> </tr> <tr> <td data-bbox="129 831 794 866">Insulation Resistance</td> <td data-bbox="794 831 1482 866">≥ 5000MΩ</td> </tr> <tr> <td data-bbox="129 873 794 909">Dielectric Withstanding Voltage (at sea level)</td> <td data-bbox="794 873 1482 909">750 V rms</td> </tr> <tr> <td data-bbox="129 916 794 952">Working Voltage (at sea level)</td> <td data-bbox="794 916 1482 952">250 V rms</td> </tr> <tr> <td data-bbox="129 958 794 994">RF Leakage</td> <td data-bbox="794 958 1482 994">≥ 100dB to 1GHz</td> </tr> </table>		Electrical Data		Impedance	50Ω	Frequency Range	DC to 40GHz	VSWR	≤ 1.25 (DC To 40GHz)	Insertion Loss	≤ 0.04 x √f(GHz) dB	Insulation Resistance	≥ 5000MΩ	Dielectric Withstanding Voltage (at sea level)	750 V rms	Working Voltage (at sea level)	250 V rms	RF Leakage	≥ 100dB to 1GHz
Electrical Data																			
Impedance	50Ω																		
Frequency Range	DC to 40GHz																		
VSWR	≤ 1.25 (DC To 40GHz)																		
Insertion Loss	≤ 0.04 x √f(GHz) dB																		
Insulation Resistance	≥ 5000MΩ																		
Dielectric Withstanding Voltage (at sea level)	750 V rms																		
Working Voltage (at sea level)	250 V rms																		
RF Leakage	≥ 100dB to 1GHz																		
<table border="0"> <tr> <td colspan="2" data-bbox="129 1151 531 1202">Mechanical Data</td> </tr> <tr> <td data-bbox="129 1209 794 1245">Recommended Coupling Nut Torque</td> <td data-bbox="794 1209 1482 1245">11.47 in-lbs</td> </tr> <tr> <td data-bbox="129 1252 794 1288">Coupling Proof Torque</td> <td data-bbox="794 1252 1482 1288">15 in-lbs</td> </tr> <tr> <td data-bbox="129 1294 794 1330">Contact Captivation-axial</td> <td data-bbox="794 1294 1482 1330">≥ 4.9 lbs</td> </tr> <tr> <td data-bbox="129 1337 794 1373">Durability (mating)</td> <td data-bbox="794 1337 1482 1373">≥ 500</td> </tr> </table>		Mechanical Data		Recommended Coupling Nut Torque	11.47 in-lbs	Coupling Proof Torque	15 in-lbs	Contact Captivation-axial	≥ 4.9 lbs	Durability (mating)	≥ 500								
Mechanical Data																			
Recommended Coupling Nut Torque	11.47 in-lbs																		
Coupling Proof Torque	15 in-lbs																		
Contact Captivation-axial	≥ 4.9 lbs																		
Durability (mating)	≥ 500																		
<table border="0"> <tr> <td colspan="2" data-bbox="129 1505 531 1556">Environmental Data</td> </tr> <tr> <td data-bbox="129 1563 794 1599">Temperature Range</td> <td data-bbox="794 1563 1482 1599">-55°C to +105°C</td> </tr> <tr> <td data-bbox="129 1606 794 1641">Thermal Shock</td> <td data-bbox="794 1606 1482 1641">MIL-STD-202, Method 107, Condition B</td> </tr> <tr> <td data-bbox="129 1648 794 1684">Moisture Resistance</td> <td data-bbox="794 1648 1482 1684">MIL-STD-202, Method 206</td> </tr> <tr> <td data-bbox="129 1691 794 1727">Corrosion</td> <td data-bbox="794 1691 1482 1727">MIL-STD-202, Method 101, Condition B</td> </tr> <tr> <td data-bbox="129 1733 794 1769">RoHS</td> <td data-bbox="794 1733 1482 1769">Compliant</td> </tr> </table>		Environmental Data		Temperature Range	-55°C to +105°C	Thermal Shock	MIL-STD-202, Method 107, Condition B	Moisture Resistance	MIL-STD-202, Method 206	Corrosion	MIL-STD-202, Method 101, Condition B	RoHS	Compliant						
Environmental Data																			
Temperature Range	-55°C to +105°C																		
Thermal Shock	MIL-STD-202, Method 107, Condition B																		
Moisture Resistance	MIL-STD-202, Method 206																		
Corrosion	MIL-STD-202, Method 101, Condition B																		
RoHS	Compliant																		

ADS-K8K8-A1.25

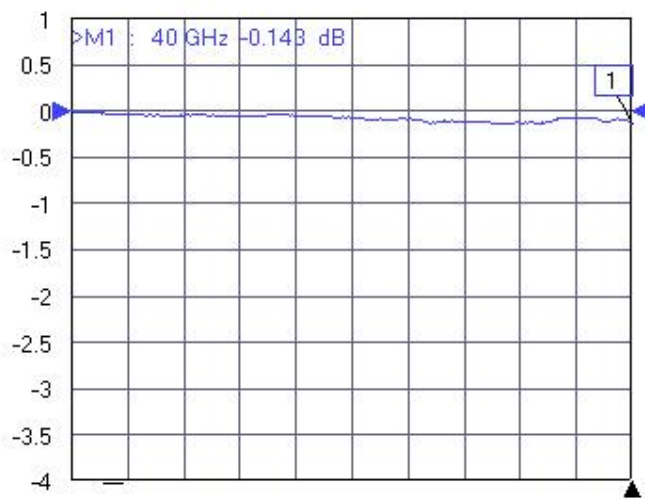
Tr1 S11 Refl SWR RefLvl: 1 U Res: 50 mU/Div



Tr2 S22 Refl SWR RefLvl: 1 U Res: 50 mU/Div



Tr3 S12 Trans LogM RefLvl: 0 dB Res: 0.5 dB/Div



Tr4 S21 Trans LogM RefLvl: 0 dB Res: 0.5 dB/Div

