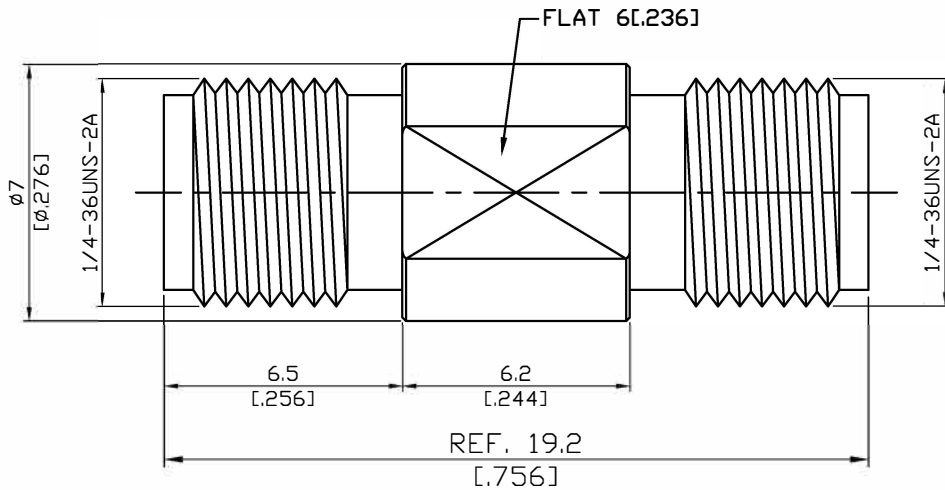


ADS-K8K8-A1.1

2.92mm Jack To 2.92mm Jack
40GHz VSWR 1.1

50Ω



Parts	Material	Plating (Micro-inch)
Body	Stainless Steel	Passivated
Insulator	PPO	
Contact Pin	Beryllium Copper	Gold 4 Over Nickel-Phosphorus Alloy 80 Over Copper 20

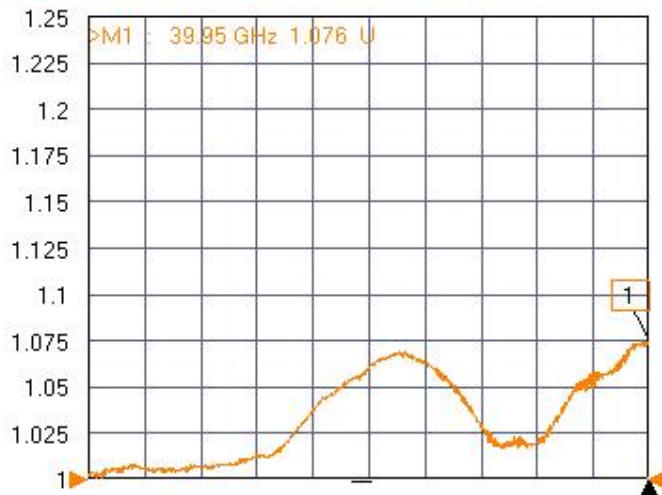
This part number complies with RoHS.

Notice: JYEBAO reserves the right to make modifications deemed appropriate.

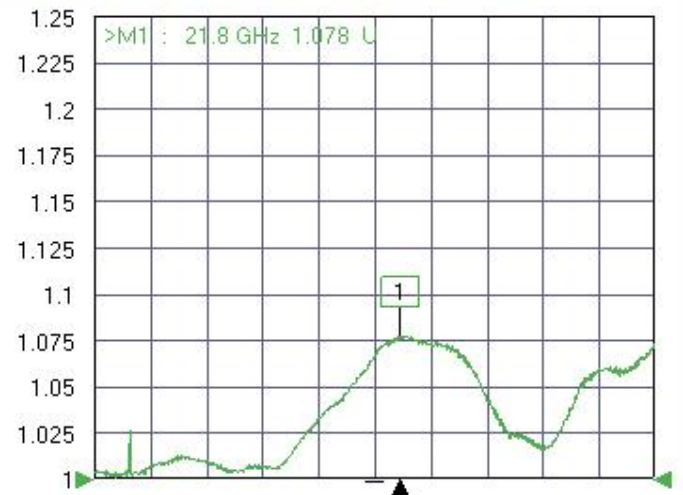
ADS-K8K8-A1.1	2.92mm Jack To 2.92mm Jack 40GHz VSWR 1.1																		
<table border="0"> <tr> <td colspan="2" data-bbox="129 342 531 392">Interface</td> </tr> <tr> <td data-bbox="129 398 790 488">Standard Mechanically compatible with</td> <td data-bbox="790 398 1482 488">MIL-STD-348B 3.5 & SMA</td> </tr> </table>		Interface		Standard Mechanically compatible with	MIL-STD-348B 3.5 & SMA														
Interface																			
Standard Mechanically compatible with	MIL-STD-348B 3.5 & SMA																		
<table border="0"> <tr> <td colspan="2" data-bbox="129 602 531 651">Electrical Data</td> </tr> <tr> <td data-bbox="129 658 790 696">Impedance</td> <td data-bbox="790 658 1482 696">50Ω</td> </tr> <tr> <td data-bbox="129 703 790 741">Frequency Range</td> <td data-bbox="790 703 1482 741">DC to 40GHz</td> </tr> <tr> <td data-bbox="129 748 790 786">VSWR</td> <td data-bbox="790 748 1482 786">≤ 1.1 (DC To 40GHz)</td> </tr> <tr> <td data-bbox="129 792 790 831">Insertion Loss</td> <td data-bbox="790 792 1482 831">≤ 0.04 x √f(GHz) dB</td> </tr> <tr> <td data-bbox="129 837 790 875">Insulation Resistance</td> <td data-bbox="790 837 1482 875">≥ 5000MΩ</td> </tr> <tr> <td data-bbox="129 882 790 920">Dielectric Withstanding Voltage (at sea level)</td> <td data-bbox="790 882 1482 920">750 V rms</td> </tr> <tr> <td data-bbox="129 927 790 965">Working Voltage (at sea level)</td> <td data-bbox="790 927 1482 965">250 V rms</td> </tr> <tr> <td data-bbox="129 972 790 1010">RF Leakage</td> <td data-bbox="790 972 1482 1010">≥ 100dB to 1GHz</td> </tr> </table>		Electrical Data		Impedance	50Ω	Frequency Range	DC to 40GHz	VSWR	≤ 1.1 (DC To 40GHz)	Insertion Loss	≤ 0.04 x √f(GHz) dB	Insulation Resistance	≥ 5000MΩ	Dielectric Withstanding Voltage (at sea level)	750 V rms	Working Voltage (at sea level)	250 V rms	RF Leakage	≥ 100dB to 1GHz
Electrical Data																			
Impedance	50Ω																		
Frequency Range	DC to 40GHz																		
VSWR	≤ 1.1 (DC To 40GHz)																		
Insertion Loss	≤ 0.04 x √f(GHz) dB																		
Insulation Resistance	≥ 5000MΩ																		
Dielectric Withstanding Voltage (at sea level)	750 V rms																		
Working Voltage (at sea level)	250 V rms																		
RF Leakage	≥ 100dB to 1GHz																		
<table border="0"> <tr> <td colspan="2" data-bbox="129 1151 531 1200">Mechanical Data</td> </tr> <tr> <td data-bbox="129 1207 790 1245">Recommended Coupling Nut Torque</td> <td data-bbox="790 1207 1482 1245">11.47 in-lbs</td> </tr> <tr> <td data-bbox="129 1252 790 1290">Coupling Proof Torque</td> <td data-bbox="790 1252 1482 1290">15 in-lbs</td> </tr> <tr> <td data-bbox="129 1296 790 1335">Contact Captivation-axial</td> <td data-bbox="790 1296 1482 1335">≥ 4.9 lbs</td> </tr> <tr> <td data-bbox="129 1341 790 1379">Durability (mating)</td> <td data-bbox="790 1341 1482 1379">≥ 500</td> </tr> </table>		Mechanical Data		Recommended Coupling Nut Torque	11.47 in-lbs	Coupling Proof Torque	15 in-lbs	Contact Captivation-axial	≥ 4.9 lbs	Durability (mating)	≥ 500								
Mechanical Data																			
Recommended Coupling Nut Torque	11.47 in-lbs																		
Coupling Proof Torque	15 in-lbs																		
Contact Captivation-axial	≥ 4.9 lbs																		
Durability (mating)	≥ 500																		
<table border="0"> <tr> <td colspan="2" data-bbox="129 1505 531 1554">Environmental Data</td> </tr> <tr> <td data-bbox="129 1561 790 1599">Temperature Range</td> <td data-bbox="790 1561 1482 1599">-55°C to +105°C</td> </tr> <tr> <td data-bbox="129 1606 790 1644">Thermal Shock</td> <td data-bbox="790 1606 1482 1644">MIL-STD-202, Method 107, Condition B</td> </tr> <tr> <td data-bbox="129 1650 790 1688">Moisture Resistance</td> <td data-bbox="790 1650 1482 1688">MIL-STD-202, Method 206</td> </tr> <tr> <td data-bbox="129 1695 790 1733">Corrosion</td> <td data-bbox="790 1695 1482 1733">MIL-STD-202, Method 101, Condition B</td> </tr> <tr> <td data-bbox="129 1740 790 1778">RoHS</td> <td data-bbox="790 1740 1482 1778">Compliant</td> </tr> </table>		Environmental Data		Temperature Range	-55°C to +105°C	Thermal Shock	MIL-STD-202, Method 107, Condition B	Moisture Resistance	MIL-STD-202, Method 206	Corrosion	MIL-STD-202, Method 101, Condition B	RoHS	Compliant						
Environmental Data																			
Temperature Range	-55°C to +105°C																		
Thermal Shock	MIL-STD-202, Method 107, Condition B																		
Moisture Resistance	MIL-STD-202, Method 206																		
Corrosion	MIL-STD-202, Method 101, Condition B																		
RoHS	Compliant																		

ADS-K8K8-A1.1

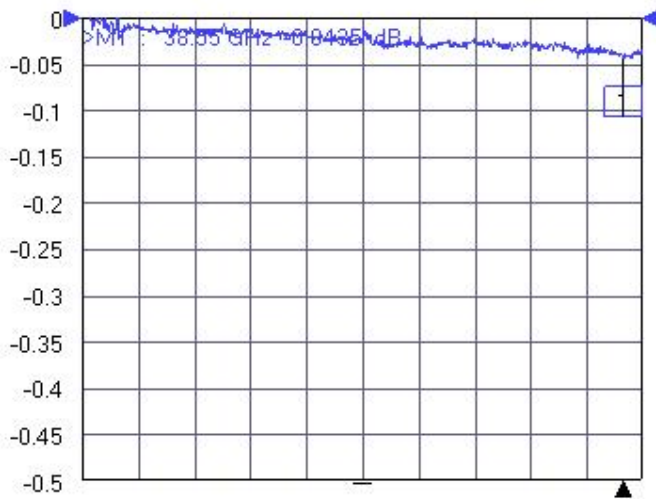
Tr1 S11 Refl SWR RefLvl: 1 U Res: 25 mU/Div



Tr2 S22 Refl SWR RefLvl: 1 U Res: 25 mU/Div



Tr3 S12 Trans LogM RefLvl: 0 dB Res: 0.05 dB/Div



Tr4 S21 Trans LogM RefLvl: 0 dB Res: 0.05 dB/Div

