
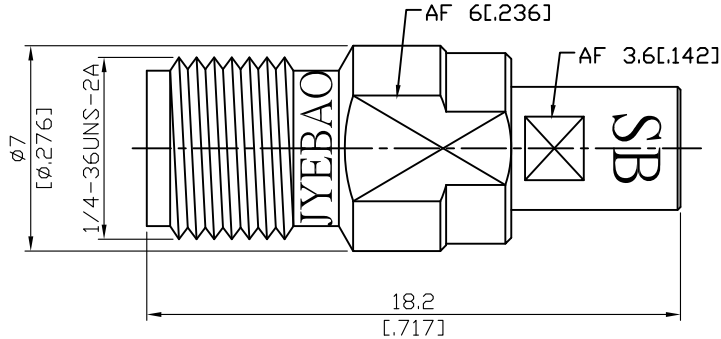


ADS-A8PS3-27-1.2

SMA Jack To SMP Plug Smooth Bore
27GHz VSWR 1.2

50Ω



Parts	Material	Plating (Micro-inch)
Ring	Brass	Gold 4 Over Nickel-Phosphorus Alloy 80 Over Copper 20
Insulator	PPO	
Contact Pin	Beryllium Copper	Gold 4 Over Nickel-Phosphorus Alloy 80 Over Copper 20
Insulator	Teflon	
Body	Stainless Steel	Passivated

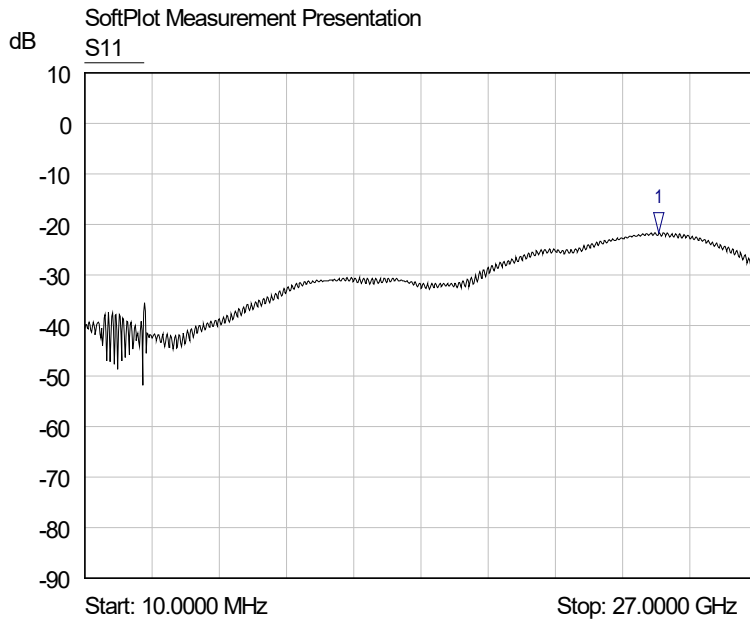
This part number complies with RoHS.

Notice: JYEBAO reserves the right to make modifications deemed appropriate.

ADS-A8PS3-27-1.2		SMA Jack To SMP Plug Smooth Bore 27GHz VSWR 1.2		
Interface		SMA	SMP	
Standard		MIL-STD-348B	MIL-STD-348B	
Mechanically compatible with		2.92 & 3.5		
Electrical Data				
Impedance		50Ω		
Frequency Range		DC To 27GHz		
VSWR		≤ 1.2 (DC To 27GHz)		
Insertion Loss		≤ 0.06 x √f(GHz) dB		
Insulation Resistance		≥ 5000MΩ		
Dielectric Withstanding Voltage (at sea level)		500 V rms		
Working Voltage (at sea level)		335 V rms		
Mechanical Data		SMA	SMP	
			Full detent	Limited detent
				Smooth bore Catchers Mit
Recommended Coupling Nut Torque		7 to 9.5 in-lbs	NA	NA
Coupling Proof Torque		15 in-lbs	NA	NA
Contact Captivation-axial		≥ 6.1 lbs	NA	NA
Durability (mating)		≥ 500	≥ 100	≥ 500
Engagement Force		NA	≤ 15 lbs	≤ 10 lbs
Disengagement Force		NA	≥ 5 lbs	≥ 2 lbs
Axial Misalignment		NA	+0.00/-0.25(+.000/-0.010)	
Radial Misalignment		NA	+/-0.25(0.010)	
Environmental Data				
Temperature Range		-55°C to +105°C		
Thermal Shock		MIL-STD-202, Method 107, Condition B		
Moisture Resistance		MIL-STD-202, Method 206		
Corrosion		MIL-STD-202, Method 101, Condition B		
RoHS		Compliant		

Notice: JYEBAO reserves the right to make modifications deemed appropriate.

ADS-A8PS3-27-1.2



1 S11
▽ 23.0671 GHz
1.18 VSWR