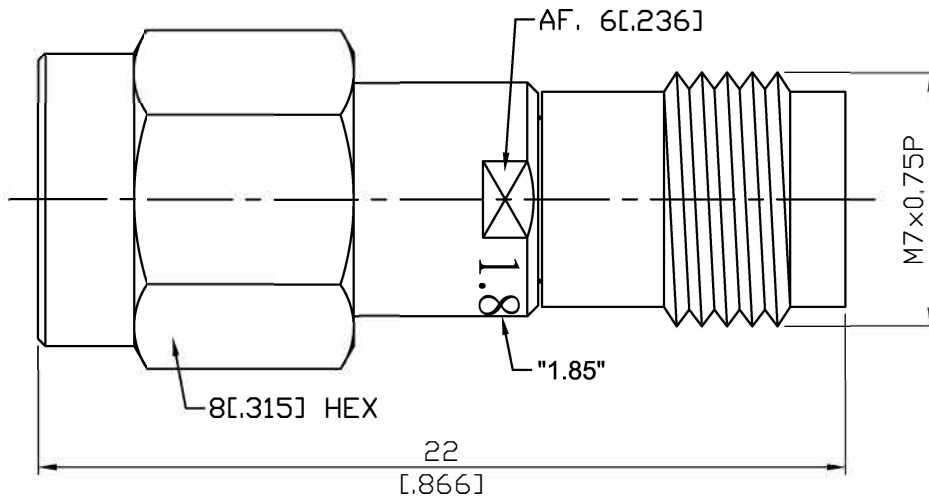


ADS-A3-1.858-27-1.15

SMA Plug To 1.85mm Jack
27GHz VSWR1.15

50Ω



Parts	Material	Plating (Micro-inch)
Retainer Ring	Beryllium Copper	Tin-Zinc-Copper-Alloy 100 Over Copper 50
Gasket	Silicone	
Contact Pin	Beryllium Copper	Gold 4 Over Nickel-Phosphorus Alloy 80 Over Copper 20
Insulator (1.85)	PPO	
Body	Stainless Steel	Passivated
Insulator (SMA)	PTFE	
Coupling Nut	Stainless Steel	Passivated



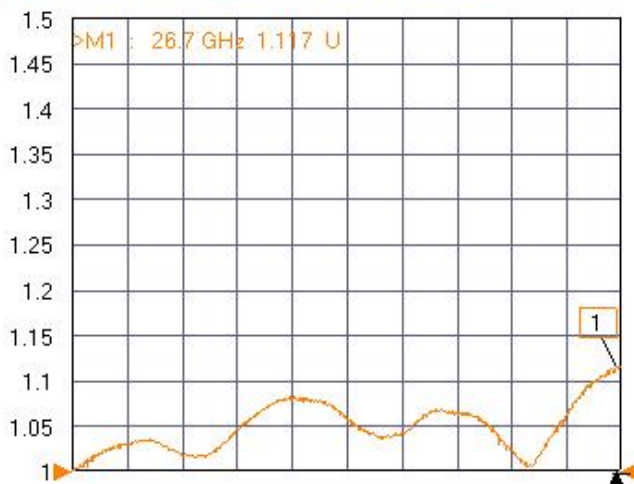
This part number complies with RoHS.

Notice: JYEBAO reserves the right to make modifications deemed appropriate.

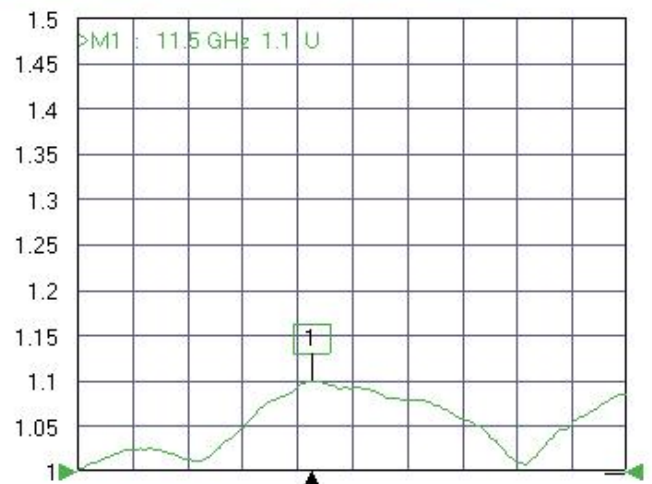
ADS-A3-1.858-27-1.15		SMA Plug To 1.85mm Jack 27GHz VSWR 1.15	
Interface		1.85	SMA
Standard		IEEE287; IEC61169-32	MIL-STD-348B
Mechanically compatible with		2.4	2.92 & 3.5
Electrical Data			
Impedance		50Ω	
Frequency Range		DC To 27GHz	
VSWR		≤ 1.15 (DC To 27GHz)	
Insertion Loss		≤ 0.05 x √f(GHz) dB	
Insulation Resistance		≥ 5000MΩ	
Dielectric Withstanding Voltage (at sea level)		500 V rms	
Working Voltage (at sea level)		150 V rms	
Mechanical Data		1.85	SMA
Recommended Coupling Nut Torque		7.08 to 9.74 inch lbs	7 to 9.5 in-lbs
Coupling Proof Torque		15 in-lbs	15 in-lbs
Contact Captivation-axial		≥ 4.5 lbs	≥ 6.1 lbs
Durability (mating)		≥ 500	≥ 500
Environmental Data			
Temperature Range		-55°C to +105°C	
Thermal Shock		MIL-STD-202, Method 107, Condition B	
Moisture Resistance		MIL-STD-202, Method 206	
Corrosion		MIL-STD-202, Method 101, Condition B	
RoHS		Compliant	

ADS-A3-1.858-27-1.15

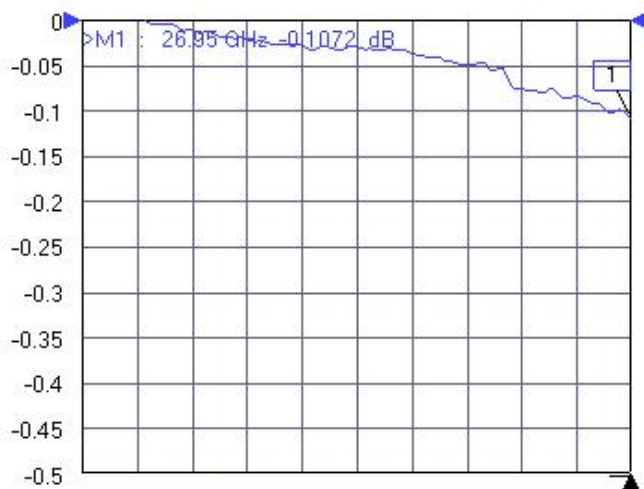
Tr1 S11 Refl SWR RefLvl: 1 U Res: 50 mU/Div



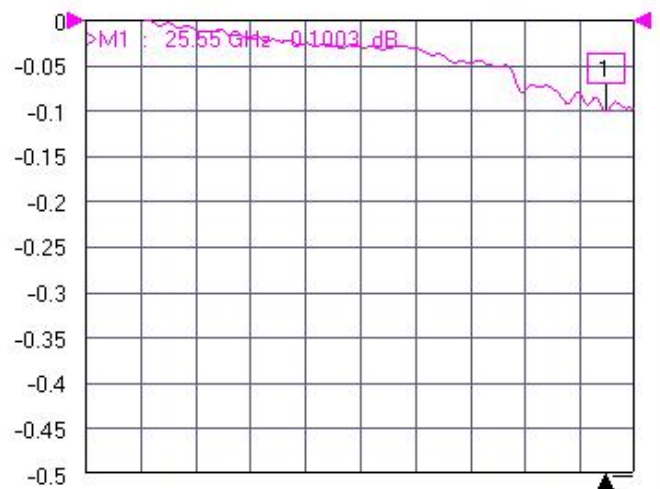
Tr2 S22 Refl SWR RefLvl: 1 U Res: 50 mU/Div



Tr3 S21 Trans LogM RefLvl: 0 dB Res: 0.05 dB/Div



Tr4 S12 Trans LogM RefLvl: 0 dB Res: 0.05 dB/Div



Ch2 TR Start 50 MHz Stop 27 GHz IFBW 10 kHz Avg OFF Measuring State CORR