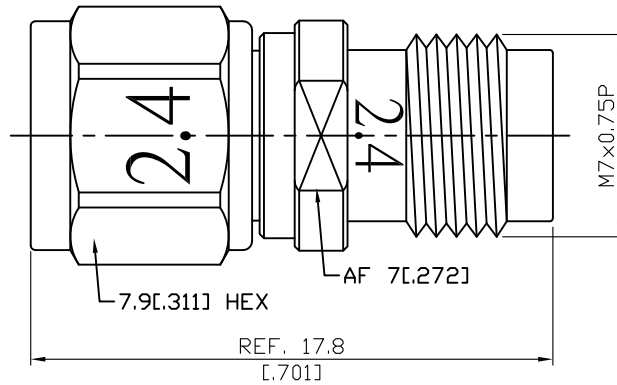


ADS-2.4/3-2.4/8-1.15

2.4mm Plug To 2.4mm Jack
50GHz VSWR 1.15

50Ω



Parts	Material	Plating (Micro-inch)
Gasket	Silicone	
Contact Pin	Beryllium Copper	Gold 4 Over Nickel-Phosphorus Alloy 80 Over Copper 20
Insulator	PPO	
Body	Stainless Steel	Passivated
Coupling Nut	Stainless Steel	Passivated

This part number complies with RoHS.

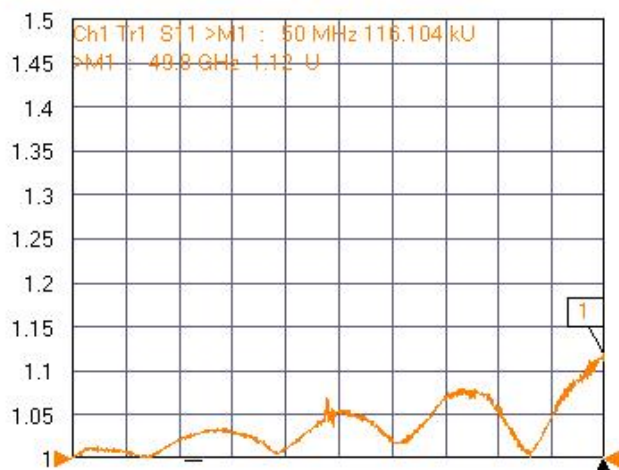
Notice: JYEBAO reserves the right to make modifications deemed appropriate.

ADS-2.4/3-2.4/8-1.15	2.4mm Plug To 2.4mm Jack 50GHz VSWR 1.15
Interface	
Standard	MIL-STD-348B
Mechanically compatible with	1.85
Electrical Data	
Impedance	50Ω
Frequency Range	DC to 50GHz
VSWR	≤ 1.15 (DC to 50GHz)
Insertion Loss	≤ 0.04 x √f(GHz) dB
Insulation Resistance	≥ 5000MΩ
Dielectric Withstanding Voltage (at sea level)	500 V rms
Working Voltage (at sea level)	150 V rms
RF Leakage	≥ 100dB to 1GHz
Mechanical Data	
Recommended Coupling Nut Torque	7.08 to 9.74 inch lbs
Coupling Proof Torque	15 inch lbs
Coupling Nut Retention Force	≥ 60.7 lbs
Contact Captivation-axial	≥ 4.5 lbs
Durability (mating)	≥ 500
Environmental Data	
Temperature Range	-55°C to +105°C
Thermal Shock	MIL-STD-202, Method 107, Condition B
Moisture Resistance	MIL-STD-202, Method 206
Corrosion	MIL-STD-202, Method 101, Condition B
RoHS	Compliant

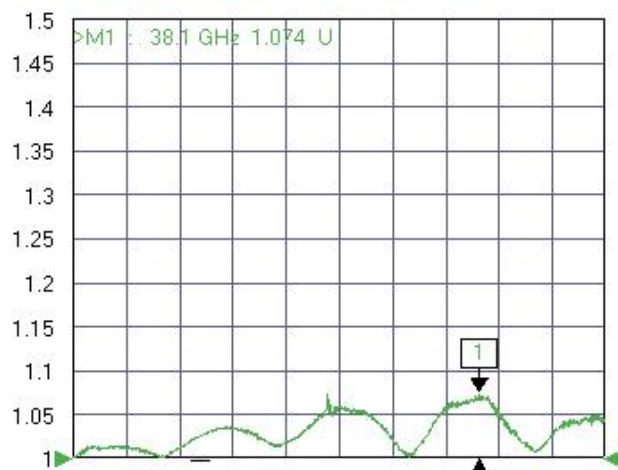
Notice: JYEBAO reserves the right to make modifications deemed appropriate.

ADS-2.4/3-2.4/8-1.15

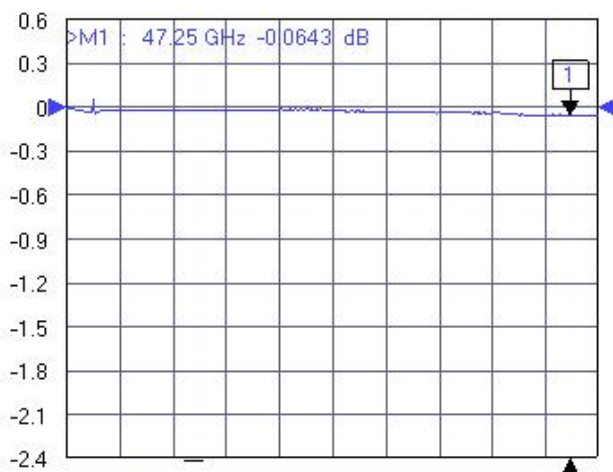
Tr1 S11 Refl SWR RefLvl: 1 U Res: 50 mU/Div



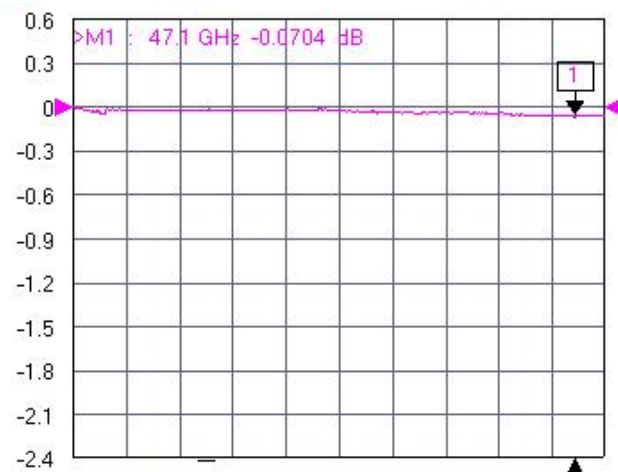
Tr2 S22 Refl SWR RefLvl: 1 U Res: 50 mU/Div



Tr3 S21 Trans LogM RefLvl: 0 dB Res: 0.3 dB/Div



Tr4 S12 Trans LogM RefLvl: 0 dB Res: 0.3 dB/Div



Ch1 TR Start 50 MHz Stop 50 GHz IFBW 1 kHz Avg OFF Measuring State CORR