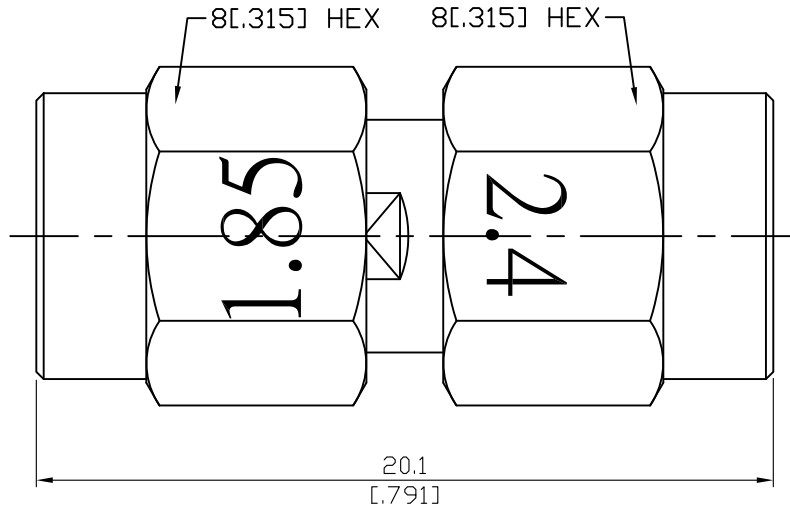


ADS-1.85/3-2.4/3-1.25	Stainless 1.85mm Plug To 2.4mm Plug 50GHz VSWR 1.25	50Ω
-----------------------	--	-----



Parts	Material	Plating (Micro-inch)
Gasket	Silicone	
Contact Pin	Beryllium Copper	Gold 4 Over Nickel-Phosphorus Alloy 80 Over Copper 20
Insulator	PEI	
Body	Stainless Steel	Passivated
Coupling Nut	Stainless Steel	Passivated

--	--

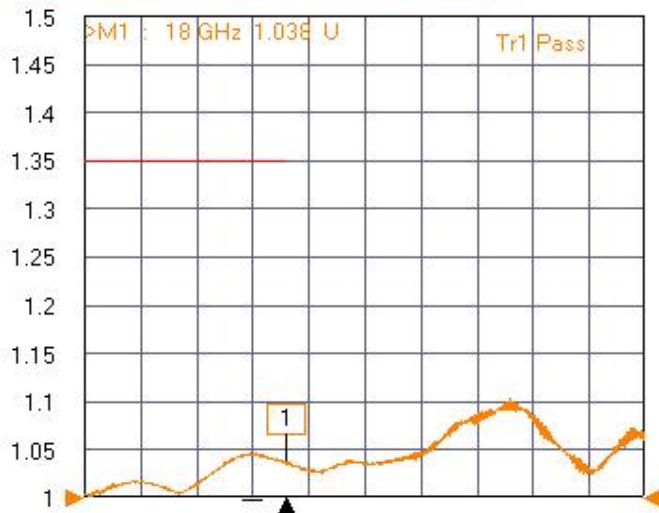
This part number complies with RoHS.

Notice: JYEBAO reserves the right to make modifications deemed appropriate.

ADS-1.85/3-2.4/3-1.25	Stainless 1.85mm Plug To 2.4mm Plug 50GHz VSWR 1.25																												
<table border="1"> <tr> <td data-bbox="113 322 531 389">Interface</td> <td colspan="2"></td> </tr> <tr> <td data-bbox="113 389 531 479">Standard</td> <td data-bbox="531 389 1123 434">1.85</td> <td data-bbox="1123 389 1479 434">2.4</td> </tr> <tr> <td data-bbox="113 479 531 584">Mechanically compatible with</td> <td data-bbox="531 479 1123 524">IEEE287; IEC61169-32</td> <td data-bbox="1123 479 1479 524">MIL-STD-348B</td> </tr> <tr> <td></td> <td data-bbox="531 524 1123 584">2.4</td> <td data-bbox="1123 524 1479 584">1.85</td> </tr> </table>			Interface			Standard	1.85	2.4	Mechanically compatible with	IEEE287; IEC61169-32	MIL-STD-348B		2.4	1.85															
Interface																													
Standard	1.85	2.4																											
Mechanically compatible with	IEEE287; IEC61169-32	MIL-STD-348B																											
	2.4	1.85																											
<table border="1"> <tr> <td data-bbox="113 584 531 651">Electrical Data</td> <td colspan="2"></td> </tr> <tr> <td data-bbox="113 651 531 696">Impedance</td> <td colspan="2" data-bbox="531 651 1479 696">50Ω</td> </tr> <tr> <td data-bbox="113 696 531 741">Frequency Range</td> <td colspan="2" data-bbox="531 696 1479 741">DC to 50GHz</td> </tr> <tr> <td data-bbox="113 741 531 786">VSWR</td> <td colspan="2" data-bbox="531 741 1479 786">≤ 1.25 (DC to 50GHz)</td> </tr> <tr> <td data-bbox="113 786 531 831">Insertion Loss</td> <td colspan="2" data-bbox="531 786 1479 831">≤ 0.05 x √f(GHz) dB</td> </tr> <tr> <td data-bbox="113 831 531 875">Insulation Resistance</td> <td colspan="2" data-bbox="531 831 1479 875">≥ 5000MΩ</td> </tr> <tr> <td data-bbox="113 875 531 920">Dielectric Withstanding Voltage (at sea level)</td> <td colspan="2" data-bbox="531 875 1479 920">500 V rms</td> </tr> <tr> <td data-bbox="113 920 531 965">Working Voltage (at sea level)</td> <td colspan="2" data-bbox="531 920 1479 965">150 V rms</td> </tr> <tr> <td data-bbox="113 965 531 1010">RF Leakage</td> <td colspan="2" data-bbox="531 965 1479 1010">≥ 100dB to 1GHz</td> </tr> </table>			Electrical Data			Impedance	50Ω		Frequency Range	DC to 50GHz		VSWR	≤ 1.25 (DC to 50GHz)		Insertion Loss	≤ 0.05 x √f(GHz) dB		Insulation Resistance	≥ 5000MΩ		Dielectric Withstanding Voltage (at sea level)	500 V rms		Working Voltage (at sea level)	150 V rms		RF Leakage	≥ 100dB to 1GHz	
Electrical Data																													
Impedance	50Ω																												
Frequency Range	DC to 50GHz																												
VSWR	≤ 1.25 (DC to 50GHz)																												
Insertion Loss	≤ 0.05 x √f(GHz) dB																												
Insulation Resistance	≥ 5000MΩ																												
Dielectric Withstanding Voltage (at sea level)	500 V rms																												
Working Voltage (at sea level)	150 V rms																												
RF Leakage	≥ 100dB to 1GHz																												
<table border="1"> <tr> <td data-bbox="113 1133 531 1200">Mechanical Data</td> <td colspan="2"></td> </tr> <tr> <td data-bbox="113 1200 531 1245">Recommended Coupling Nut Torque</td> <td colspan="2" data-bbox="531 1200 1479 1245">7.08 to 9.74 inch lbs</td> </tr> <tr> <td data-bbox="113 1245 531 1290">Coupling Proof Torque</td> <td colspan="2" data-bbox="531 1245 1479 1290">15 in-lbs</td> </tr> <tr> <td data-bbox="113 1290 531 1335">Contact Captivation-axial</td> <td colspan="2" data-bbox="531 1290 1479 1335">≥ 4.5 lbs</td> </tr> <tr> <td data-bbox="113 1335 531 1379">Durability (mating)</td> <td colspan="2" data-bbox="531 1335 1479 1379">≥ 500</td> </tr> </table>			Mechanical Data			Recommended Coupling Nut Torque	7.08 to 9.74 inch lbs		Coupling Proof Torque	15 in-lbs		Contact Captivation-axial	≥ 4.5 lbs		Durability (mating)	≥ 500													
Mechanical Data																													
Recommended Coupling Nut Torque	7.08 to 9.74 inch lbs																												
Coupling Proof Torque	15 in-lbs																												
Contact Captivation-axial	≥ 4.5 lbs																												
Durability (mating)	≥ 500																												
<table border="1"> <tr> <td data-bbox="113 1485 531 1552">Environmental Data</td> <td colspan="2"></td> </tr> <tr> <td data-bbox="113 1552 531 1597">Temperature Range</td> <td colspan="2" data-bbox="531 1552 1479 1597">-40°C to +165°C</td> </tr> <tr> <td data-bbox="113 1597 531 1641">Thermal Shock</td> <td colspan="2" data-bbox="531 1597 1479 1641">MIL-STD-202, Method 107, Condition B</td> </tr> <tr> <td data-bbox="113 1641 531 1686">Moisture Resistance</td> <td colspan="2" data-bbox="531 1641 1479 1686">MIL-STD-202, Method 206</td> </tr> <tr> <td data-bbox="113 1686 531 1731">Corrosion</td> <td colspan="2" data-bbox="531 1686 1479 1731">MIL-STD-202, Method 101, Condition B</td> </tr> <tr> <td data-bbox="113 1731 531 1776">RoHS</td> <td colspan="2" data-bbox="531 1731 1479 1776">Compliant</td> </tr> </table>			Environmental Data			Temperature Range	-40°C to +165°C		Thermal Shock	MIL-STD-202, Method 107, Condition B		Moisture Resistance	MIL-STD-202, Method 206		Corrosion	MIL-STD-202, Method 101, Condition B		RoHS	Compliant										
Environmental Data																													
Temperature Range	-40°C to +165°C																												
Thermal Shock	MIL-STD-202, Method 107, Condition B																												
Moisture Resistance	MIL-STD-202, Method 206																												
Corrosion	MIL-STD-202, Method 101, Condition B																												
RoHS	Compliant																												

ADS-1.85/3-2.4/3-1.25

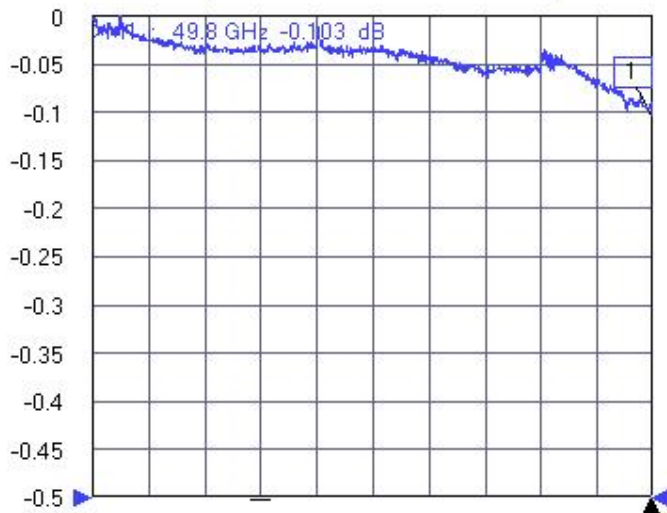
Tr1 S11 Refl SWR RefLvl: 1 U Res: 50 mU/Div



Tr2 S22 Refl SWR RefLvl: 1 U Res: 50 mU/Div



Tr3 S21 Trans LogM RefLvl: -0.5 dB Res: 0.05 dB/Div



Tr4 S12 Trans LogM RefLvl: -0.25 dB Res: 0.025 dB/Div

