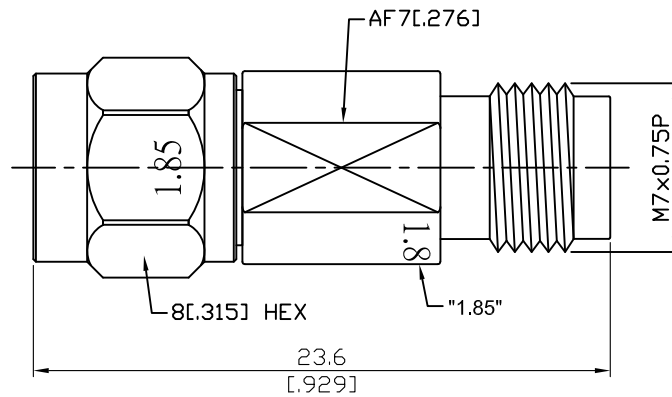


ADS-1.8/3-1.8/8-1.35

1.85mm Plug To 1.85mm Jack
67GHz VSWR 1.35

50Ω



Parts	Material	Plating (Micro-inch)
Contact Pin	Brass	Gold 4 Over Nickel-Phosphorus Alloy 80 Over Copper 20
Retainer Ring	Beryllium Copper	Tin-Zinc-Copper-Alloy 100 Over Copper 50
Gasket	Silicone	
Contact Pin	Beryllium Copper	Gold 4 Over Nickel-Phosphorus Alloy 80 Over Copper 20
Insulator	PPO	
Body	Stainless Steel	Passivated
Coupling Nut	Stainless Steel	Passivated

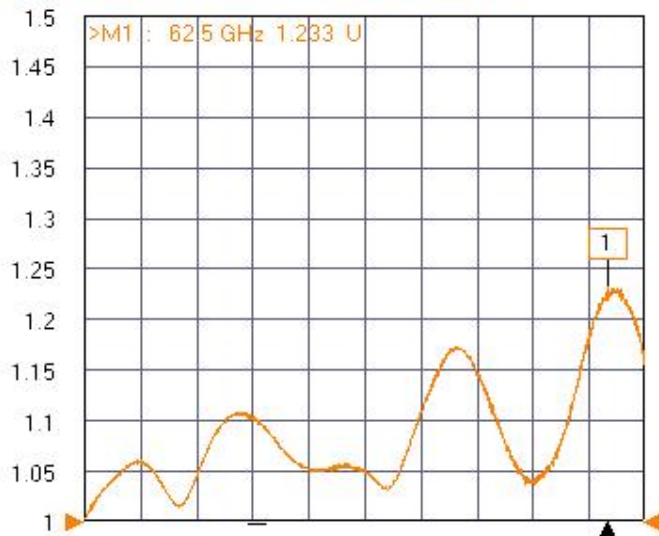
This part number complies with RoHS.

Notice: JYEBAO reserves the right to make modifications deemed appropriate.

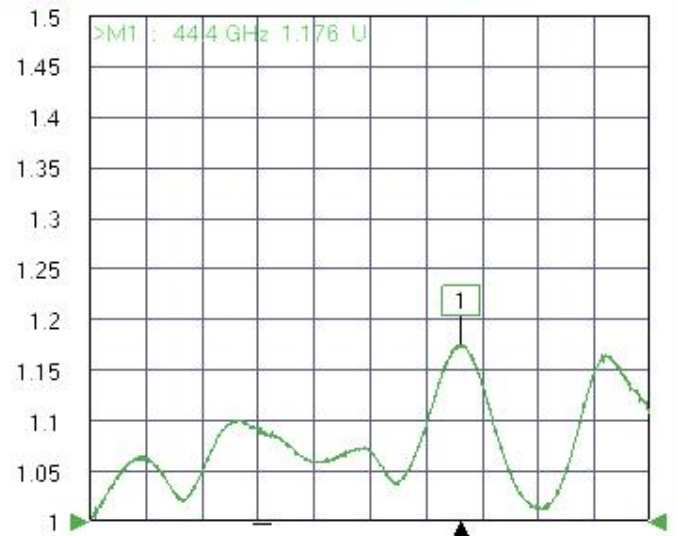
ADS-1.8/3-1.8/8-1.35	1.85mm Plug To 1.85mm Jack 67GHz VSWR 1.35																		
<table border="0"> <tr> <td colspan="2" data-bbox="129 342 531 394">Interface</td> </tr> <tr> <td data-bbox="129 400 794 436">Standard</td> <td data-bbox="794 400 1482 436">IEEE287; IEC61169-32</td> </tr> <tr> <td data-bbox="129 450 794 486">Mechanically compatible with</td> <td data-bbox="794 450 1482 486">2.4</td> </tr> </table>		Interface		Standard	IEEE287; IEC61169-32	Mechanically compatible with	2.4												
Interface																			
Standard	IEEE287; IEC61169-32																		
Mechanically compatible with	2.4																		
<table border="0"> <tr> <td colspan="2" data-bbox="129 602 531 654">Electrical Data</td> </tr> <tr> <td data-bbox="129 660 794 696">Impedance</td> <td data-bbox="794 660 1482 696">50Ω</td> </tr> <tr> <td data-bbox="129 710 794 745">Frequency Range</td> <td data-bbox="794 710 1482 745">DC to 67GHz</td> </tr> <tr> <td data-bbox="129 759 794 795">VSWR</td> <td data-bbox="794 759 1482 795">≤ 1.35 (DC To 67GHz)</td> </tr> <tr> <td data-bbox="129 808 794 844">Insertion Loss</td> <td data-bbox="794 808 1482 844">≤ 0.05 x √f(GHz) dB</td> </tr> <tr> <td data-bbox="129 857 794 893">Insulation Resistance</td> <td data-bbox="794 857 1482 893">≥ 5000MΩ</td> </tr> <tr> <td data-bbox="129 907 794 943">Dielectric Withstanding Voltage (at sea level)</td> <td data-bbox="794 907 1482 943">500 V rms</td> </tr> <tr> <td data-bbox="129 956 794 992">Working Voltage (at sea level)</td> <td data-bbox="794 956 1482 992">150 V rms</td> </tr> <tr> <td data-bbox="129 1005 794 1041">RF Leakage</td> <td data-bbox="794 1005 1482 1041">≥ 100 dB to 1GHz</td> </tr> </table>		Electrical Data		Impedance	50Ω	Frequency Range	DC to 67GHz	VSWR	≤ 1.35 (DC To 67GHz)	Insertion Loss	≤ 0.05 x √f(GHz) dB	Insulation Resistance	≥ 5000MΩ	Dielectric Withstanding Voltage (at sea level)	500 V rms	Working Voltage (at sea level)	150 V rms	RF Leakage	≥ 100 dB to 1GHz
Electrical Data																			
Impedance	50Ω																		
Frequency Range	DC to 67GHz																		
VSWR	≤ 1.35 (DC To 67GHz)																		
Insertion Loss	≤ 0.05 x √f(GHz) dB																		
Insulation Resistance	≥ 5000MΩ																		
Dielectric Withstanding Voltage (at sea level)	500 V rms																		
Working Voltage (at sea level)	150 V rms																		
RF Leakage	≥ 100 dB to 1GHz																		
<table border="0"> <tr> <td colspan="2" data-bbox="129 1151 531 1202">Mechanical Data</td> </tr> <tr> <td data-bbox="129 1209 794 1245">Recommended Coupling Nut Torque</td> <td data-bbox="794 1209 1482 1245">7.08 to 9.74 inch lbs</td> </tr> <tr> <td data-bbox="129 1258 794 1294">Coupling Proof Torque</td> <td data-bbox="794 1258 1482 1294">15 inch-lbs</td> </tr> <tr> <td data-bbox="129 1308 794 1344">Contact Captivation-axial</td> <td data-bbox="794 1308 1482 1344">≥ 4.5 lbs</td> </tr> <tr> <td data-bbox="129 1357 794 1393">Durability (mating)</td> <td data-bbox="794 1357 1482 1393">≥ 500</td> </tr> </table>		Mechanical Data		Recommended Coupling Nut Torque	7.08 to 9.74 inch lbs	Coupling Proof Torque	15 inch-lbs	Contact Captivation-axial	≥ 4.5 lbs	Durability (mating)	≥ 500								
Mechanical Data																			
Recommended Coupling Nut Torque	7.08 to 9.74 inch lbs																		
Coupling Proof Torque	15 inch-lbs																		
Contact Captivation-axial	≥ 4.5 lbs																		
Durability (mating)	≥ 500																		
<table border="0"> <tr> <td colspan="2" data-bbox="129 1505 531 1556">Environmental Data</td> </tr> <tr> <td data-bbox="129 1563 794 1599">Temperature Range</td> <td data-bbox="794 1563 1482 1599">-55°C to +105°C</td> </tr> <tr> <td data-bbox="129 1612 794 1648">Thermal Shock</td> <td data-bbox="794 1612 1482 1648">MIL-STD-202, Method 107, Condition B</td> </tr> <tr> <td data-bbox="129 1662 794 1697">Moisture Resistance</td> <td data-bbox="794 1662 1482 1697">MIL-STD-202, Method 206</td> </tr> <tr> <td data-bbox="129 1711 794 1747">Corrosion</td> <td data-bbox="794 1711 1482 1747">MIL-STD-202, Method 101, Condition B</td> </tr> <tr> <td data-bbox="129 1760 794 1796">RoHS</td> <td data-bbox="794 1760 1482 1796">Compliant</td> </tr> </table>		Environmental Data		Temperature Range	-55°C to +105°C	Thermal Shock	MIL-STD-202, Method 107, Condition B	Moisture Resistance	MIL-STD-202, Method 206	Corrosion	MIL-STD-202, Method 101, Condition B	RoHS	Compliant						
Environmental Data																			
Temperature Range	-55°C to +105°C																		
Thermal Shock	MIL-STD-202, Method 107, Condition B																		
Moisture Resistance	MIL-STD-202, Method 206																		
Corrosion	MIL-STD-202, Method 101, Condition B																		
RoHS	Compliant																		

ADS-1.8/3-1.8/8-1.35

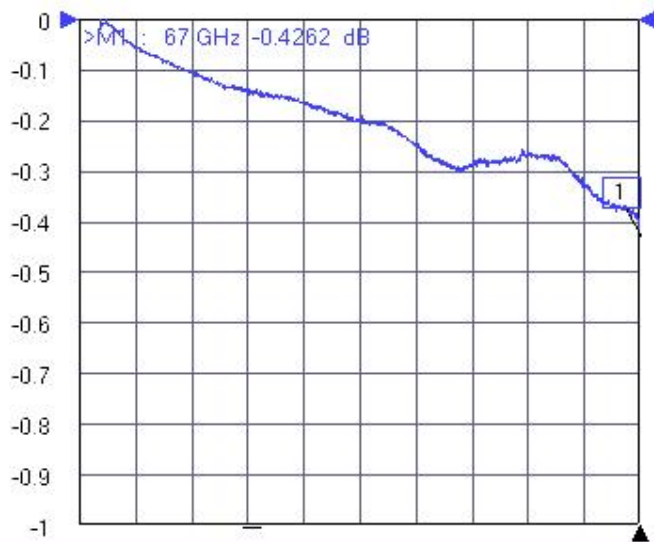
Tr1 S11 Refl SWR RefLvl: 1 U Res: 50 mU/Div



Tr2 S22 Refl SWR RefLvl: 1 U Res: 50 mU/Div



Tr3 S12 Trans LoQM RefLvl: 0 dB Res: 0.1 dB/Div



Tr4 S21 Trans LoQM RefLvl: 0 dB Res: 0.1 dB/Div

