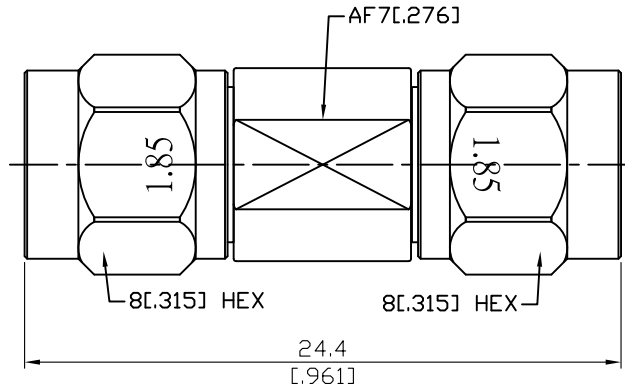


ADS-1.8/3-1.8/3-1.35

1.85mm Plug To 1.85mm Plug  
67GHz VSWR 1.35

50Ω



Parts	Material	Plating ( Micro-inch )
Retainer Ring	Beryllium Copper	Tin-Zinc-Copper-Alloy 100 Over Copper 50
Gasket	Silicone	
Contact Pin	Beryllium Copper	Gold 4 Over Nickel-Phosphorus Alloy 80 Over Copper 20
Insulator	PPO	
Body	Stainless Steel	Passivated
Coupling Nut	Stainless Steel	Passivated

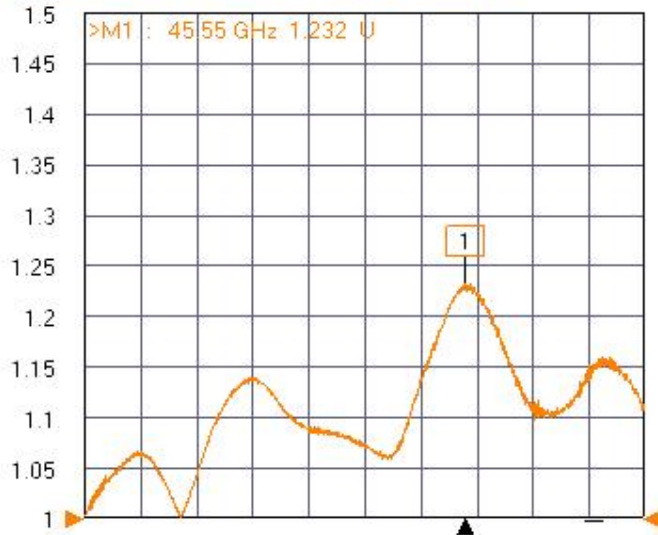
This part number complies with RoHS.

Notice: JYEBAO reserves the right to make modifications deemed appropriate.

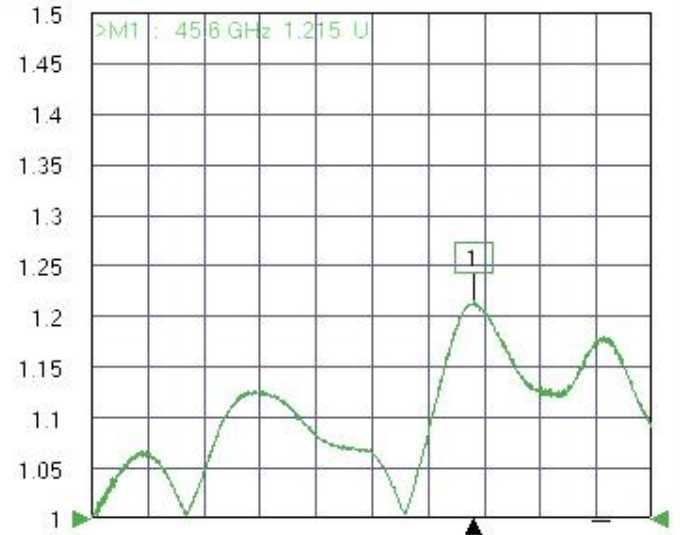
ADS-1.8/3-1.8/3-1.35	1.85mm Plug To 1.85mm Plug 67GHz VSWR 1.35																		
<table border="0"> <tr> <td colspan="2" data-bbox="129 342 531 394"><b>Interface</b></td> </tr> <tr> <td data-bbox="129 405 794 439">Standard</td> <td data-bbox="794 405 1481 439">IEEE287; IEC61169-32</td> </tr> <tr> <td data-bbox="129 450 794 483">Mechanically compatible with</td> <td data-bbox="794 450 1481 483">2.4</td> </tr> </table>		<b>Interface</b>		Standard	IEEE287; IEC61169-32	Mechanically compatible with	2.4												
<b>Interface</b>																			
Standard	IEEE287; IEC61169-32																		
Mechanically compatible with	2.4																		
<table border="0"> <tr> <td colspan="2" data-bbox="129 607 531 658"><b>Electrical Data</b></td> </tr> <tr> <td data-bbox="129 663 794 696">Impedance</td> <td data-bbox="794 663 1481 696">50Ω</td> </tr> <tr> <td data-bbox="129 707 794 741">Frequency Range</td> <td data-bbox="794 707 1481 741">DC to 67GHz</td> </tr> <tr> <td data-bbox="129 752 794 786">VSWR</td> <td data-bbox="794 752 1481 786">≤ 1.35 (DC To 67GHz)</td> </tr> <tr> <td data-bbox="129 797 794 831">Insertion Loss</td> <td data-bbox="794 797 1481 831">≤ 0.05 x √f(GHz) dB</td> </tr> <tr> <td data-bbox="129 842 794 875">Insulation Resistance</td> <td data-bbox="794 842 1481 875">≥ 5000MΩ</td> </tr> <tr> <td data-bbox="129 887 794 920">Dielectric Withstanding Voltage (at sea level)</td> <td data-bbox="794 887 1481 920">500 V rms</td> </tr> <tr> <td data-bbox="129 931 794 965">Working Voltage (at sea level)</td> <td data-bbox="794 931 1481 965">150 V rms</td> </tr> <tr> <td data-bbox="129 976 794 1010">RF Leakage</td> <td data-bbox="794 976 1481 1010">≥ 100 dB to 1GHz</td> </tr> </table>		<b>Electrical Data</b>		Impedance	50Ω	Frequency Range	DC to 67GHz	VSWR	≤ 1.35 (DC To 67GHz)	Insertion Loss	≤ 0.05 x √f(GHz) dB	Insulation Resistance	≥ 5000MΩ	Dielectric Withstanding Voltage (at sea level)	500 V rms	Working Voltage (at sea level)	150 V rms	RF Leakage	≥ 100 dB to 1GHz
<b>Electrical Data</b>																			
Impedance	50Ω																		
Frequency Range	DC to 67GHz																		
VSWR	≤ 1.35 (DC To 67GHz)																		
Insertion Loss	≤ 0.05 x √f(GHz) dB																		
Insulation Resistance	≥ 5000MΩ																		
Dielectric Withstanding Voltage (at sea level)	500 V rms																		
Working Voltage (at sea level)	150 V rms																		
RF Leakage	≥ 100 dB to 1GHz																		
<table border="0"> <tr> <td colspan="2" data-bbox="129 1155 531 1207"><b>Mechanical Data</b></td> </tr> <tr> <td data-bbox="129 1211 794 1245">Recommended Coupling Nut Torque</td> <td data-bbox="794 1211 1481 1245">7.08 to 9.74 inch lbs</td> </tr> <tr> <td data-bbox="129 1256 794 1290">Coupling Proof Torque</td> <td data-bbox="794 1256 1481 1290">15 inch-lbs</td> </tr> <tr> <td data-bbox="129 1301 794 1335">Contact Captivation-axial</td> <td data-bbox="794 1301 1481 1335">≥ 4.5 lbs</td> </tr> <tr> <td data-bbox="129 1346 794 1379">Durability (mating)</td> <td data-bbox="794 1346 1481 1379">≥ 500</td> </tr> </table>		<b>Mechanical Data</b>		Recommended Coupling Nut Torque	7.08 to 9.74 inch lbs	Coupling Proof Torque	15 inch-lbs	Contact Captivation-axial	≥ 4.5 lbs	Durability (mating)	≥ 500								
<b>Mechanical Data</b>																			
Recommended Coupling Nut Torque	7.08 to 9.74 inch lbs																		
Coupling Proof Torque	15 inch-lbs																		
Contact Captivation-axial	≥ 4.5 lbs																		
Durability (mating)	≥ 500																		
<table border="0"> <tr> <td colspan="2" data-bbox="129 1507 531 1559"><b>Environmental Data</b></td> </tr> <tr> <td data-bbox="129 1563 794 1597">Temperature Range</td> <td data-bbox="794 1563 1481 1597">-55°C to +105°C</td> </tr> <tr> <td data-bbox="129 1608 794 1641">Thermal Shock</td> <td data-bbox="794 1608 1481 1641">MIL-STD-202, Method 107, Condition B</td> </tr> <tr> <td data-bbox="129 1653 794 1686">Moisture Resistance</td> <td data-bbox="794 1653 1481 1686">MIL-STD-202, Method 206</td> </tr> <tr> <td data-bbox="129 1697 794 1731">Corrosion</td> <td data-bbox="794 1697 1481 1731">MIL-STD-202, Method 101, Condition B</td> </tr> <tr> <td data-bbox="129 1742 794 1776">RoHS</td> <td data-bbox="794 1742 1481 1776">Compliant</td> </tr> </table>		<b>Environmental Data</b>		Temperature Range	-55°C to +105°C	Thermal Shock	MIL-STD-202, Method 107, Condition B	Moisture Resistance	MIL-STD-202, Method 206	Corrosion	MIL-STD-202, Method 101, Condition B	RoHS	Compliant						
<b>Environmental Data</b>																			
Temperature Range	-55°C to +105°C																		
Thermal Shock	MIL-STD-202, Method 107, Condition B																		
Moisture Resistance	MIL-STD-202, Method 206																		
Corrosion	MIL-STD-202, Method 101, Condition B																		
RoHS	Compliant																		

# ADS-1.8/3-1.8/3-1.35

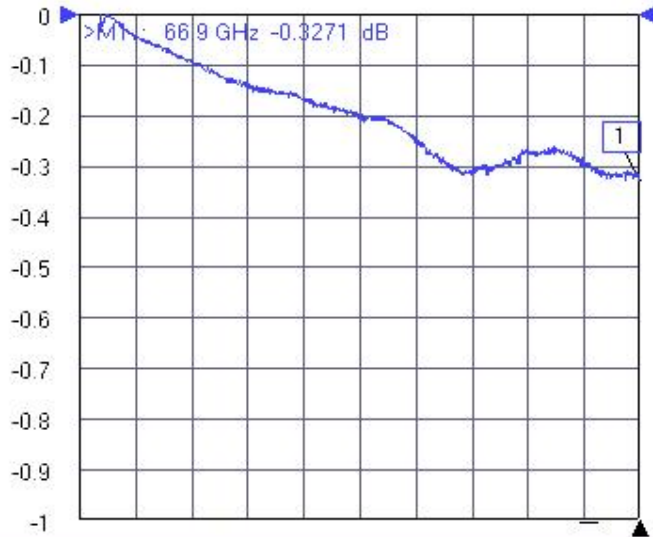
Tr1 S11 Refl SWR RefLvl: 1 U Res: 50 mU/Div



Tr2 S22 Refl SWR RefLvl: 1 U Res: 50 mU/Div



Tr3 S12 Trans LoQM RefLvl: 0 dB Res: 0.1 dB/Div



Tr4 S21 Trans LoQM RefLvl: 0 dB Res: 0.1 dB/Div

