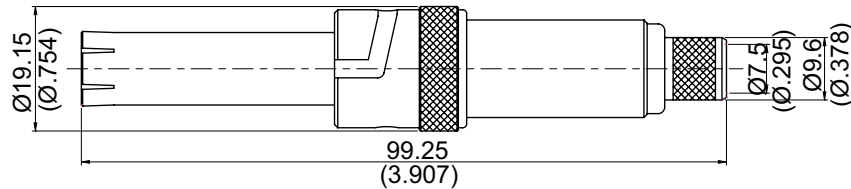


20KV-3100-0214

20KV Plug Crimp



Parts	Material	Plating (Micro-inch)
Gasket	Silicon	
Contact Pin	Beryllium Copper	Gold 4 Over Nickel Phosphorous Alloy 80 Over Copper 20
Ferrule	Brass	Nickel 100 Over Copper 50
Washer	Brass	Nickel 100 Over Copper 50
Spring	SK5	Nickel 100 Over Copper 50
Barrel	Brass	Nickel 100 Over Copper 50
Insulator	High density PE	
Body	Brass	Nickel 100 Over Copper 50
Coupling Nut	Brass	Nickel 100 Over Copper 50

Weight:
Suitable Cables:RG214

This part number complies with RoHS.

Notice: JYEBAO reserves the right to make modifications deemed appropriate.

CABLE ASSEMBLY INSTRUCTION

20KV-3100-0214

JYE BAO CO., LTD.

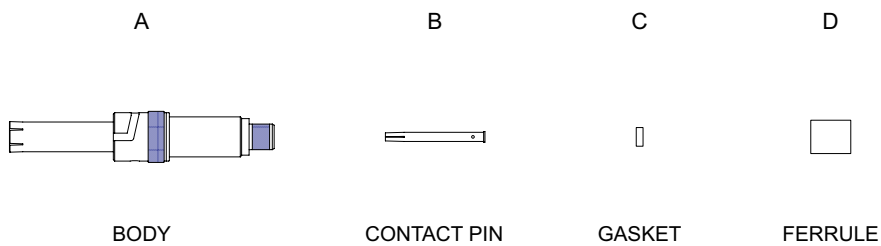


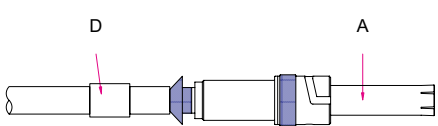
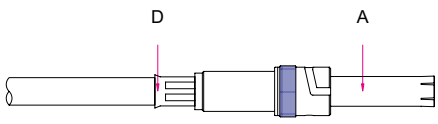


DIAGRAM	ASSEMBLY INSTRUCTION
	<p>Step 1: STRIP AS SHOWN .</p>
	<p>Step 2: SLIDE FERRULE " D " AND GASKET " C " OVER CABLE. Step 3: PUT PIN " B " ON CENTER CONDUCTOR AND SOLDER IN " Y " .</p>
	<p>Step 4: LOOSEN BRAIDING AND SLIDE CONNECTOR " A " IN PLACE.</p>
	<p>Step 5: SLIDE FERRULE " D " TOWARDS THE CONNECTOR " A " AND CRIMP.</p>

This part number complies with RoHS.

Notice: JYEBAO reserves the right to make modifications deemed appropriate.